

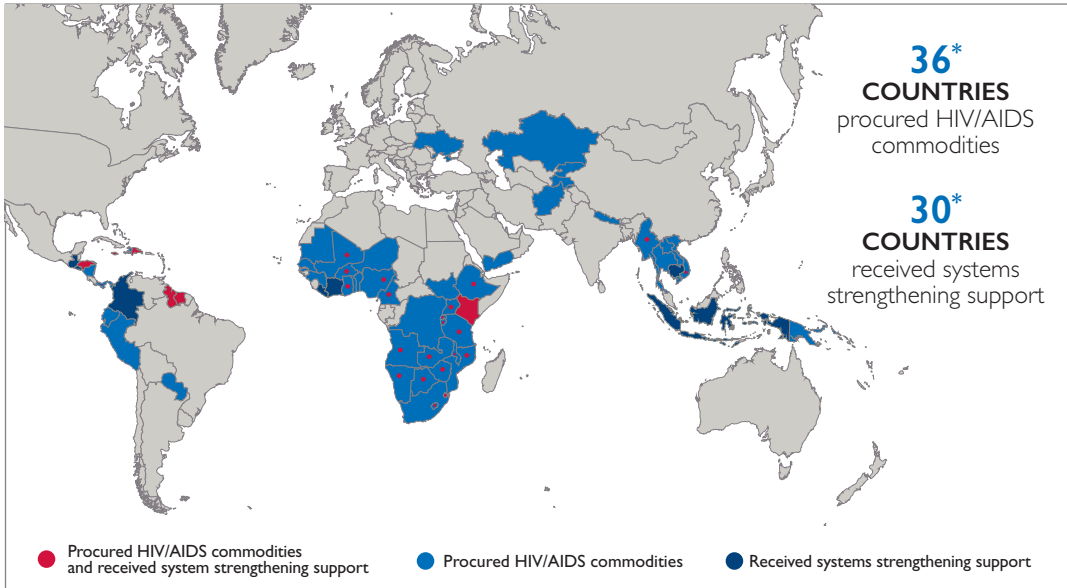
**USAID GLOBAL HEALTH
SUPPLY CHAIN PROGRAM**

Procurement and Supply Management



BY THE NUMBERS **HIV/AIDS**

All figures are over the life of the project unless otherwise indicated as of March 31, 2020.



GLOBAL SUPPLY CHAIN

\$107 M
commodity
COST SAVINGS

87%
ON TIME DELIVERY
in Q2, FY2020

\$1.51 B
of commodities
DELIVERED

13,876
shipments
DELIVERED

SUPPORTING PEPFAR'S HIV PREVENTION AGENDA

1.89 B
condoms
DELIVERED

\$55 M
of VMMC commodities
DELIVERED

921,879
TB prevention packs
DELIVERED

SUPPORTING THE SECOND 95: TREATMENT

8.5 M
person-years of ARV treatment
DELIVERED

21
TLD transition
COUNTRIES

33 M
TLD bottles for transition
DELIVERED

\$375 M
PROCURED
locally to ensure sustainability

PROGRESS TOWARDS THE THIRD 95: TESTING

MORE THAN 1.7 M
early infant diagnosis tests
DELIVERED

19.5 M
viral load tests
DELIVERED

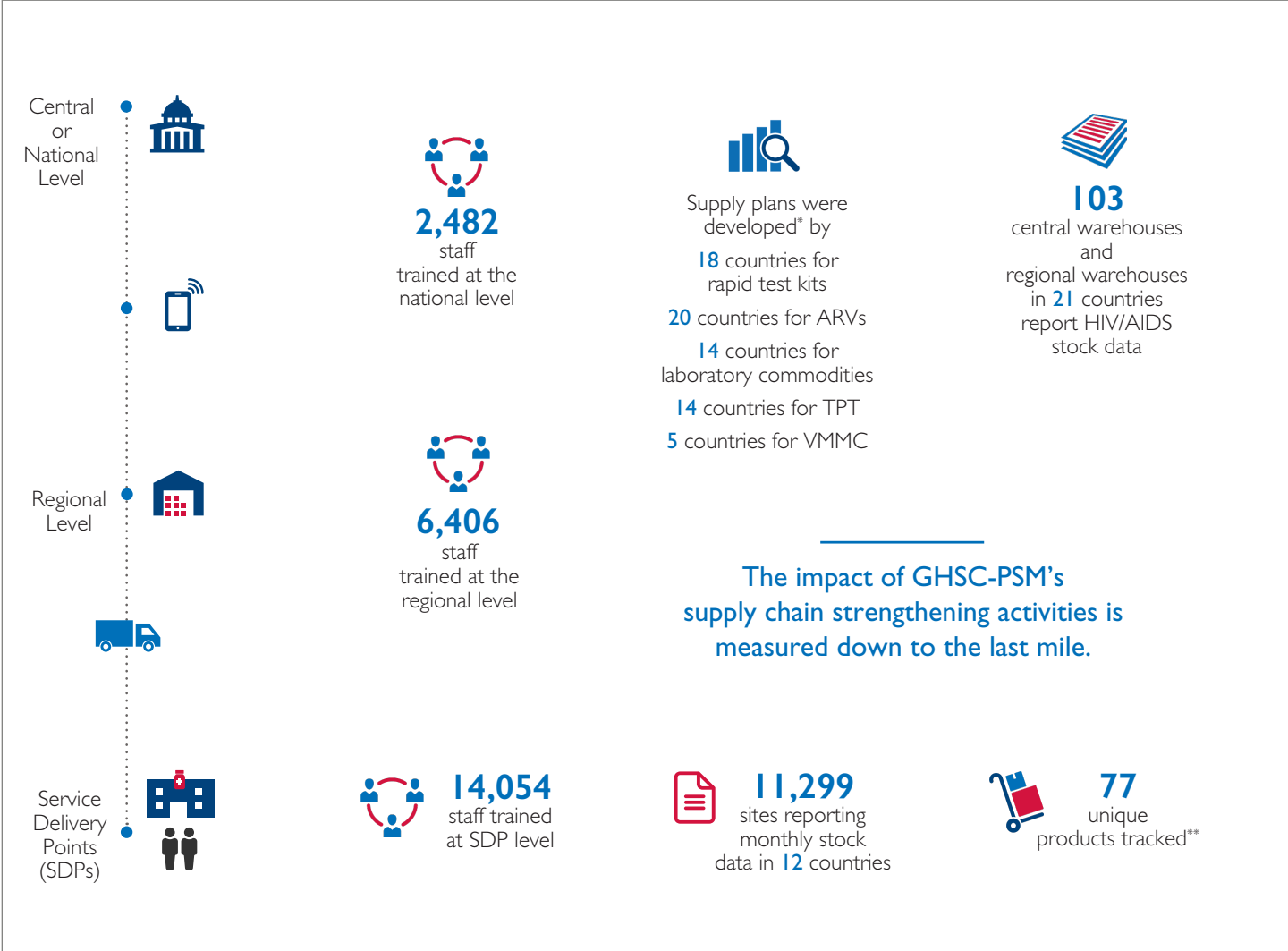
4
COUNTRIES
completed laboratory
quantifications

7
COUNTRIES
completed lab optimization

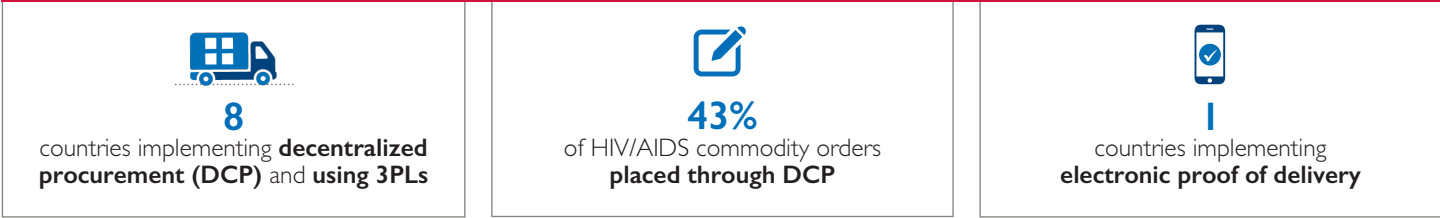
*Data is for FY20 Q2.

All numbers are provisional until posted on the Development Experience Clearinghouse.

STOCK TRACKING, OVERSIGHT AND PLANNING FOR HIV/AIDS (STOP-HIV)



JOURNEY TO SELF-RELIANCE: IN-COUNTRY SOLUTIONS



*Plans developed for FY20 Q2.
 **Average number of commodities tracked