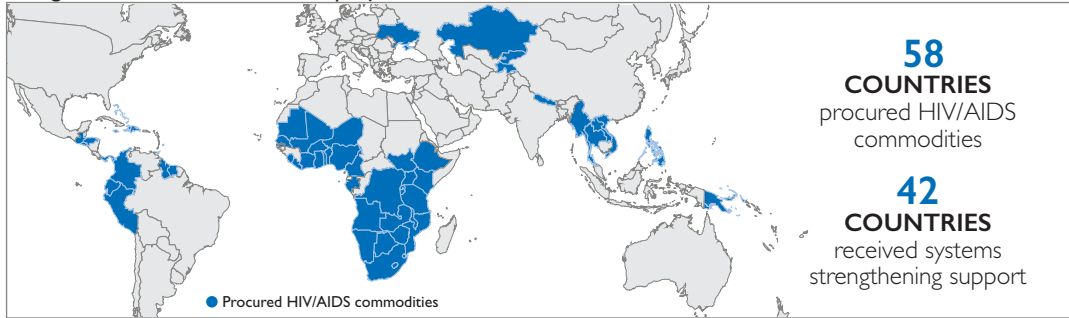


GHSC-PSM supports USAID's efforts to achieve the 95-95-95 goals: 95 percent of HIV infected people know their status, 95 percent of these are on HIV treatment, and 95 percent of these have no detectable virus.

All figures are over the life of the project unless otherwise indicated as of December 31, 2023.




GLOBAL SUPPLY CHAIN




\$3.61B
of HIV/AIDS commodities
DELIVERED


SUPPORTING PEPFAR'S HIV PREVENTION AGENDA



4B
condoms
DELIVERED



\$88.2M
of VMMC commodities
DELIVERED




5.7M
TB prevention packs
DELIVERED




89%
ON TIME DELIVERY
in Q1, FY2024


SUPPORTING PEPFAR'S HIV TREATMENT AND TESTING GOALS



132.3M
patient trips to pharmacy
likely saved through **MMD**



23.3M
person-years of ARV treatment
DELIVERED



34
TLD transition
COUNTRIES



28,508
order lines
DELIVERED



3.28M
VL/EID tests
DELIVERED
in Q1, FY2024



88.6M
TLD bottles
DELIVERED



18.4M
person-years of TLD treatment
DELIVERED



\$551.3M
commodity
COST SAVINGS



4,509
staff trained at the
central level



15,110
staff trained at the
regional level



30,697
staff trained at
service delivery points



\$913M
PROCURED
locally to ensure sustainability

Data from annual indicators for Q1 FY2024.
All numbers are provisional until posted on the Development Experience Clearinghouse.