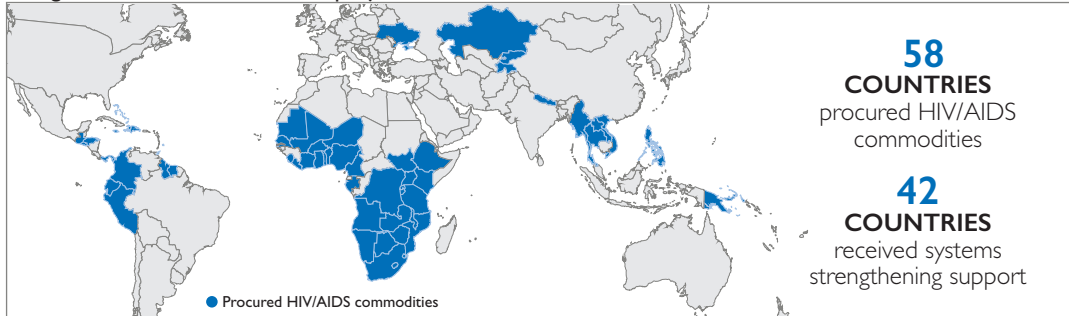


**GHSC-PSM supports USAID's efforts to achieve the 95-95-95 goals: 95 percent of HIV infected people know their status, 95 percent of these are on HIV treatment, and 95 percent of these have no detectable virus.**

All figures are over the life of the project unless otherwise indicated as of March 31, 2023.




**GLOBAL SUPPLY CHAIN**




**\$3.72B**  
of HIV/AIDS commodities  
**DELIVERED**


**SUPPORTING PEPFAR'S HIV PREVENTION AGENDA**



**4.1B**  
condoms  
**DELIVERED**



**\$91M**  
of VMMC commodities  
**DELIVERED**




**5.7M**  
TB prevention packs  
**DELIVERED**




**92%**  
**ON TIME DELIVERY**  
in Q2, FY2024


**SUPPORTING PEPFAR'S HIV TREATMENT AND TESTING GOALS**



**145.5M**  
patient trips to pharmacy  
likely saved through **MMD**




**24.8M**  
person-years of ARV treatment  
**DELIVERED**




**34**  
TLD transition  
**COUNTRIES**




**29,351**  
order lines  
**DELIVERED**



**1.28M**  
VL/EID tests  
**DELIVERED**  
in Q2, FY2024



**94.9M**  
TLD bottles  
**DELIVERED**



**20M**  
person-years of TLD treatment  
**DELIVERED**



**\$723.6M**  
commodity  
**COST SAVINGS**



**4,598**  
staff trained at the  
central level



**15,472**  
staff trained at the  
regional level



**31,331**  
staff trained at  
service delivery points



**\$967M**  
**PROCURED**  
locally to ensure sustainability

Data from annual indicators for Q2 FY2024.  
All numbers are provisional until posted on the Development Experience Clearinghouse.