

USAID GLOBAL HEALTH
SUPPLY CHAIN PROGRAM
Procurement and Supply Management

Fiscal Year 2023

Comprehensive Agency Report on Condoms and Lubricants

May 2024

The USAID Global Health Supply Chain Program-Procurement and Supply Management (GHSC-PSM) project is funded under USAID Contract No. AID-OAA-I-15-0004. GHSC-PSM connects technical solutions and proven commercial processes to promote efficient and cost-effective health supply chains worldwide. Our goal is to ensure uninterrupted supplies of health commodities to save lives and create a healthier future for all. The project purchases and delivers health commodities, offers comprehensive technical assistance to strengthen national supply chain systems, and provides global supply chain leadership.

GHSC-PSM is implemented by Chemonics International, in collaboration with Arbola Inc., Axios International Inc., IDA Foundation, IBM, IntraHealth International, Kuehne + Nagel Inc., McKinsey & Company, Panagora Group, Population Services International, SGS Nederland B.V., and University Research Co., LLC. To learn more, visit ghsupplychain.org

DISCLAIMER:

The views expressed in this publication do not necessarily reflect the views of the U.S. Agency for International Development or the U.S. government.

Contents

Acronyms	2
Executive Summary	3
Procurement of Condoms.....	7
Quality Assurance.....	7
Male Condoms	8
Trends in FY 2023	10
Suppliers	12
Female Condoms.....	13
Trends in FY 2023	15
Lubricants	16
Trends in FY 2023	19
Suppliers.....	19
Annex A. Total Procurements by Country (FY 2016—2023)	1
Annex B. Fiscal Year Procurements by Country	4

Acronyms

FP/RH	Family Planning and Reproductive Health
FHI 360	Family Health International
FY	Fiscal Year
GHSC-QA	USAID Global Health Supply Chain Program—Quality Assurance project
GHSC-PSM	USAID Global Health Supply Chain Program-Procurement and Supply Management project
OU	Operating Unit
PEPFAR	President’s Emergency Plan for AIDS Relief
UNFPA	United Nations Population Fund
UNAIDS	Joint United Nations Programme on HIV/AIDS
USAID	United States Agency for International Development
U.S. FDA	United States Food and Drug Administration

Executive Summary

Condom use has had a transformative impact on the AIDS pandemic. An estimated 117 million new HIV infections were prevented globally from 1990–2019 due to increased condom use.¹ Progress made towards reducing new HIV infections has slowed down over the last two years. In 2022, an estimated 1.3 million people globally were newly infected with HIV.² Correct and consistent use of condoms along with condom-compatible lubricants offers high protection against HIV, sexually transmitted infections, and unintended pregnancy.³ Condoms are among the most cost-effective, well-known, and widely used prevention methods.

Despite the increased use of condoms over the past three decades, major gaps remain in condom availability and use, especially in low- and middle-income countries, where 41 percent of condom distribution needs (based on target) have still not been met, according to the Joint United Nations Programme on HIV/AIDS (UNAIDS) 2020 report.⁴

To address gaps in condom availability, the U.S. Agency for International Development (USAID) through its global health programs assists countries by supporting condom programming strategies that address key supply and demand issues. USAID applies a “total market approach” to condom programming that includes engaging the public sector to provide free condoms, social marketing that subsidizes condoms, and the private sector that sells market priced condoms. The approach also includes the key element of sustainability to reduce reliance on donors and increase country ownership.

USAID’s global supply chain projects have been the primary procurement agents for male and female condoms, and water-based lubricants. Between fiscal year (FY)⁵ 2016 and 2023, with funding mainly from the President’s Emergency Plan for AIDS Relief (PEPFAR) Condom Fund, the USAID Global Health Supply Chain Program-Procurement and Supply Management (GHSC-PSM) project procured a total value of \$182.1 million condoms and lubricants, consisting of male condoms (\$138.9 million), female condoms (\$34.7 million), and lubricants (\$8.6 million) for 61 countries in Africa, Asia,⁶ Europe,⁷ Middle East,⁸ and Latin America and the Caribbean (LAC) regions (Exhibits 1a, 1b, and Annex A and B).⁹ USAID’s support to the condoms program targets regions with a high supply gap. Almost 90 percent (\$163 million) of the combined total value of male condoms, female condoms, and lubricants procured on behalf of USAID was for 32

¹ John Stover and Yu Teng, “The Impact of Condom Use on the HIV Epidemic,” *Gates Open Research* 5 (2021): 91.

² UNAIDS Global HIV and AIDS statistics: <https://www.unaids.org/en/resources/fact-sheet>

³ John Stover, James E. Rosen, Maria Nadia Carvalho, et al., “The Case for Investing in the Male Condom,” *PLoS One* 12 (2017): 5. e0177108. PubMed Abstract | Publisher Full Text | Free Full Text

⁴ UNAIDS. *World AIDS Day Report 2020: Prevailing Against Pandemics by Putting People at the Center*, November 2020.

⁵ USAID Fiscal Year (FY) runs from October 1 to September 30.

⁶ Asia Region: This includes Afghanistan, Burma, Kazakhstan, Kyrgyz Republic, Laos, Nepal, Papua New Guinea, Tajikistan, Thailand.

⁷ Europe Region: Only Ukraine has procured through GHSC-PSM from this region.

⁸ Middle East Region: Only Yemen has procured with GHSC-PSM from this region.

⁹ The estimates are based on USAID-approved procurement orders across all funding sources from FY 2016 to 2023 and not on delivered or shipped orders.

African countries (Exhibit 2). These commodities are provided at no cost, enabling countries to make them available to poor and vulnerable people for free or at highly subsidized prices.

In FY 2023, USAID approved procurement for 354.8 million male condoms, 2.6 million female condoms, and 33.8 million lubricants for 30 countries in Africa (25), Asia (3),¹⁰ Europe (1),¹¹ and LAC (1)¹² (Exhibit 3b). The total procured value in FY 2023 decreased by 14 percent compared to the previous year. Although Africa recorded a 22 percent decrease in procured value, it still accounted for 85.5 percent of total procurement globally in FY 2023.

In Asia, Afghanistan did not place orders with GHSC-PSM in FY 2022 but resumed in FY 2023 with procurements totaling \$1.67 million. This accounted for 98 percent of FY 2023 procurements in Asia, with \$21,000 from Kazakhstan and \$14,000 from Tajikistan. For Europe and LAC, Ukraine and Haiti remained the only procuring countries in each region (Exhibit 3a).

Since the start of the GHSC-PSM project in 2016, 61 countries have ordered condoms and lubricants through GHSC-PSM (up from 18 just in FY 2016) (Annex A and B).

This report captures information on male condoms, female condoms, and lubricants procurement for the PEPFAR and Family Planning/Reproductive Health (FP/RH) programs; whereas the Contraceptive and Condoms Report examines male condoms, female condoms, and lubricants procured solely through the FP/RH Fund. For more information on condoms and lubricants procured with the FP/RH Fund, please refer to the Contraceptives and Condoms Report. Be advised that the foundation of both reports is not comparable, as the Contraceptive and Condoms Report is based on family planning commodities that are delivered as opposed to the Comprehensive Condom Report, which reports on condoms and lubricants procured by USAID Missions when the Requisition Order is issued and approved.

¹⁰ Asia: In FY 2023, only Afghanistan, Kazakhstan, and Tajikistan procured male condoms and lubricants with GHSC-PSM from this region.

¹¹ Europe: In FY 2023, only Ukraine procured male condoms and lubricants with GHSC-PSM from this region.

¹² LAC: In FY 2023, only Haiti procured male condoms with GHSC-PSM from this region.

Exhibit 1a. Male Condoms, Female Condoms, and Lubricants Procured Value by FY (2016–2023)¹³

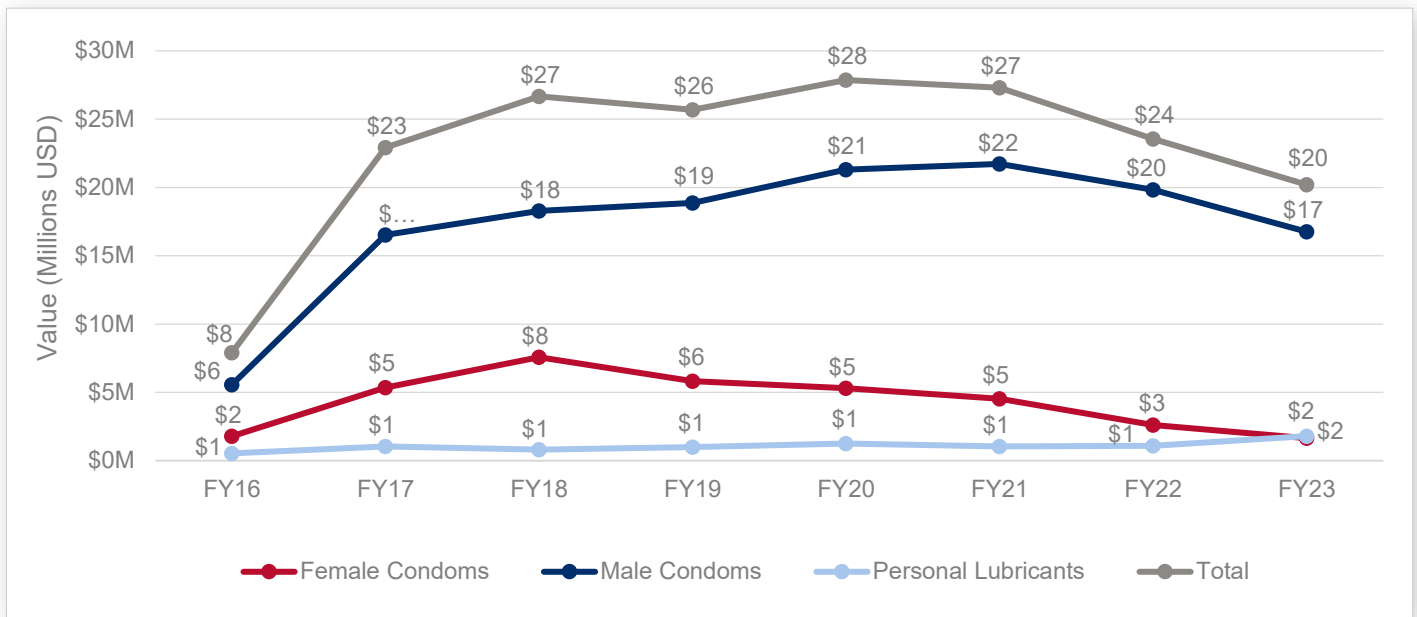


Exhibit 1b. Male Condoms, Female Condoms, and Lubricants Procured by Funding Source by FY (2016–2023)¹⁴

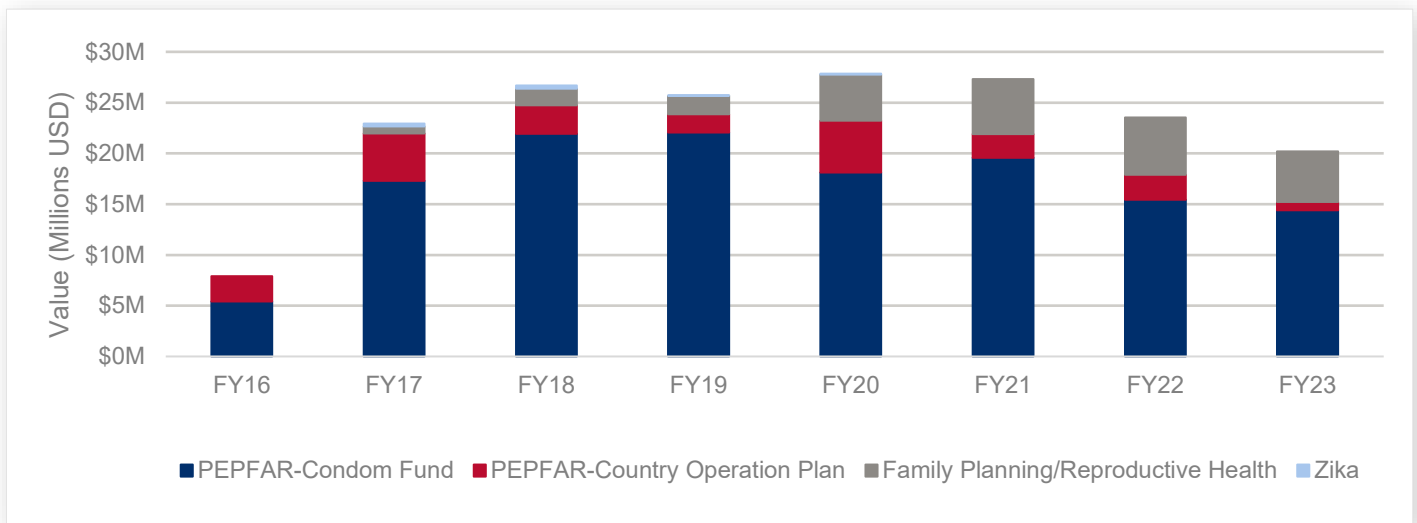


Exhibit 2. Worldwide Male Condoms, Female Condoms, and Lubricants Procured Value by Region, FY (2016–2023)

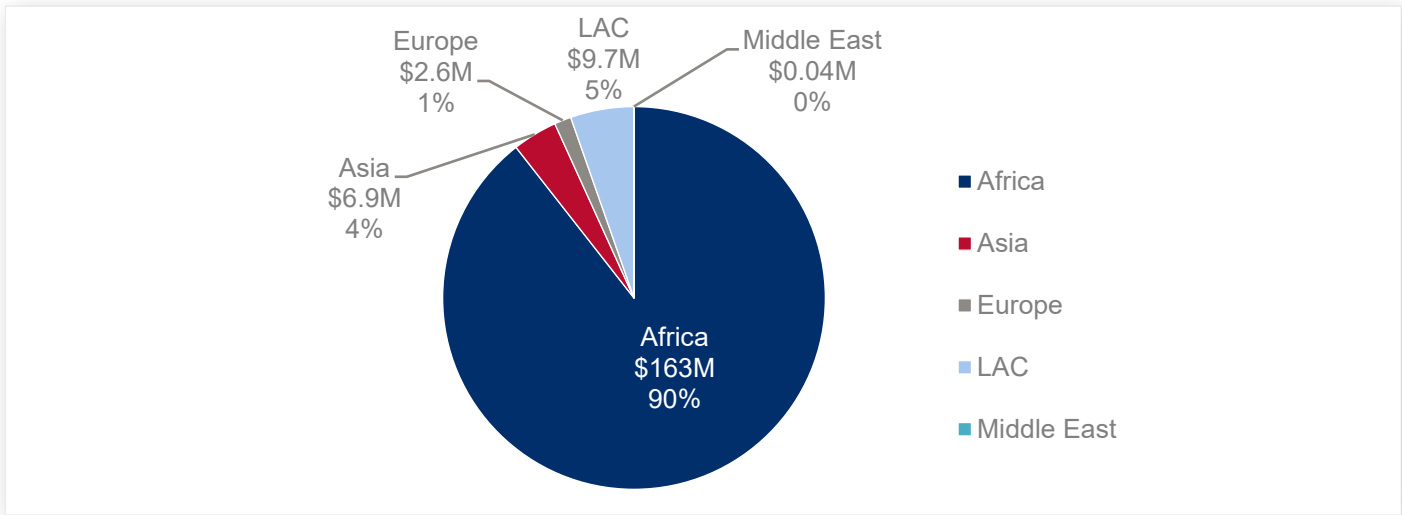


Exhibit 3a: Total Procured value for Male Condoms, Female Condoms, and Lubricants, FY 2020–FY 2023

Region	FY 2021 (\$)	FY 2022 (\$)	FY 2023 (\$)	Percent Change FY 2022–2023 (%)
Africa	\$26,618,391	\$22,081,128	\$17,287,133	-22%
Asia	\$685,068	\$14,953	\$1,706,728	N/A*
Europe		\$645,916	\$450,770	-30%
Latin America and Caribbean		\$809,841	\$760,930	-6%
Total	\$27,303,460	\$23,551,838	\$20,205,561	-14%

*Afghanistan resumed procurements in FY 2023 with \$1.67 million.

Exhibit 3b. FY 2023 Total Procured Volume by Region

Region	Male Condoms	Female Condoms	Lubricants
Africa	311,526,960	2,605,920	31,244,000
Asia	20,178,000		
Europe	7,671,000		2,326,000
Latin America and Caribbean	15,426,000		250,000
Total	354,801,960	2,605,920	33,820,000

¹³ FY (2016–2023) values are based on USAID-approved orders across all agency funding.

¹⁴ FY (2016–2023) values are based on USAID-approved orders across all agency funding.

Procurement of Condoms

Through GHSC-PSM, quantification, forecasting, supply planning, procurement, and distribution of condoms and lubricants are implemented. The project works closely with host governments on all aspects of the supply chain to identify issues, strengthen the system, and build capacity for sustainability. The project works in partnership with other implementing partners, the private sector, and host-country governments to ensure that condoms, lubricants, and other HIV prevention commodities reach those most in need. Through strategic sourcing, contract negotiations, and diversification of the supplier pool, GHSC-PSM has made significant cost savings on male and female condoms and lubricants procured over the life of the project, enabling HIV prevention and FP/RH commodities to reach more people.

GHSC-PSM has contributed to reducing the global supply risk for male condoms by providing forecasts to suppliers, negotiating minimum supply commitments, identifying alternative supply opportunities, and coordinating with other major global procurers. This includes the United Nations Population Fund (UNFPA) and the social marketing organization Population Services International, who collectively have mitigated the shortage among condom programs globally.

In the past three years, GHSC-PSM has expanded its Made to Stock strategy for plain, no-logo male condoms from one manufacturer to two. Under this strategy, male condom suppliers store up to 25 million pieces of pre-made stock at their manufacturing facilities. GHSC-PSM then issues purchase orders to quickly pull from the inventory. This strategy provides a balance between reduced inventory costs at regional distribution centers and allowing USAID to remain responsive to emergency stock-out situations with shortened lead times as opposed to fresh production.

Quality Assurance

The USAID Global Health Supply Chain–Quality Assurance (GHSC-QA) Program is responsible for ensuring that products procured through GHSC-PSM are safe, effective, and of acceptable quality for USAID and patients.

As part of GHSC-QA, Family Health International (FHI 360) conducts a risk-based quality assessment of suppliers/manufacturers/products to ensure compliance with international product quality standards and provide recommendations for procurement. FHI 360 creates and maintains approved vendor and product lists (eligible product and supplier lists), which inform the procurement catalog used by GHSC-PSM.

Based on the intricate manufacturing process required for condoms and lubricants, the finished product can be influenced by a variety of manufacturing and raw material factors. For these reasons, FHI 360 conducts independent lot-by-lot pre-shipment testing of the finished products to ensure that they meet specified quality criteria before shipment.

These activities are critical to the procurement of quality health commodities by aiding in identifying and managing risks to protect the supply chain, to safeguard human health, and to preserve USAID’s reputation.

Male Condoms

GHSC-PSM has procured 3.9 billion male condoms (\$138.9 million) for 60 countries to support programming needs and social marketing campaigns from FY 2016 to FY 2023 (Exhibit 4 and Annex A and B). Since the start of the GHSC-PSM project, the procurement of male condoms has been funded by FP/RH, Zika, the PEPFAR Country Operational Plan, and the PEPFAR Condom Fund. The PEPFAR Condom Fund has accounted for 74 percent of male condoms procured in the program (\$96.9 million) (Exhibit 4). Eighty-eight percent of the total procured volume of male condoms is for the Africa region, whereas Asia, Europe, LAC, and the Middle East regions ordered 3 percent, 2 percent, 7 percent, and less than one percent of the total amount, respectively (Exhibit 5). Five countries account for half of the total volume of male condoms procured: Zimbabwe (20 percent), Mozambique (10 percent), Uganda (9 percent), Zambia (7 percent), and Haiti (6 percent) (Exhibit 6).

Exhibit 4. Male Condom Procured by FY (2016–2023), Value (left) and Quantity (right)

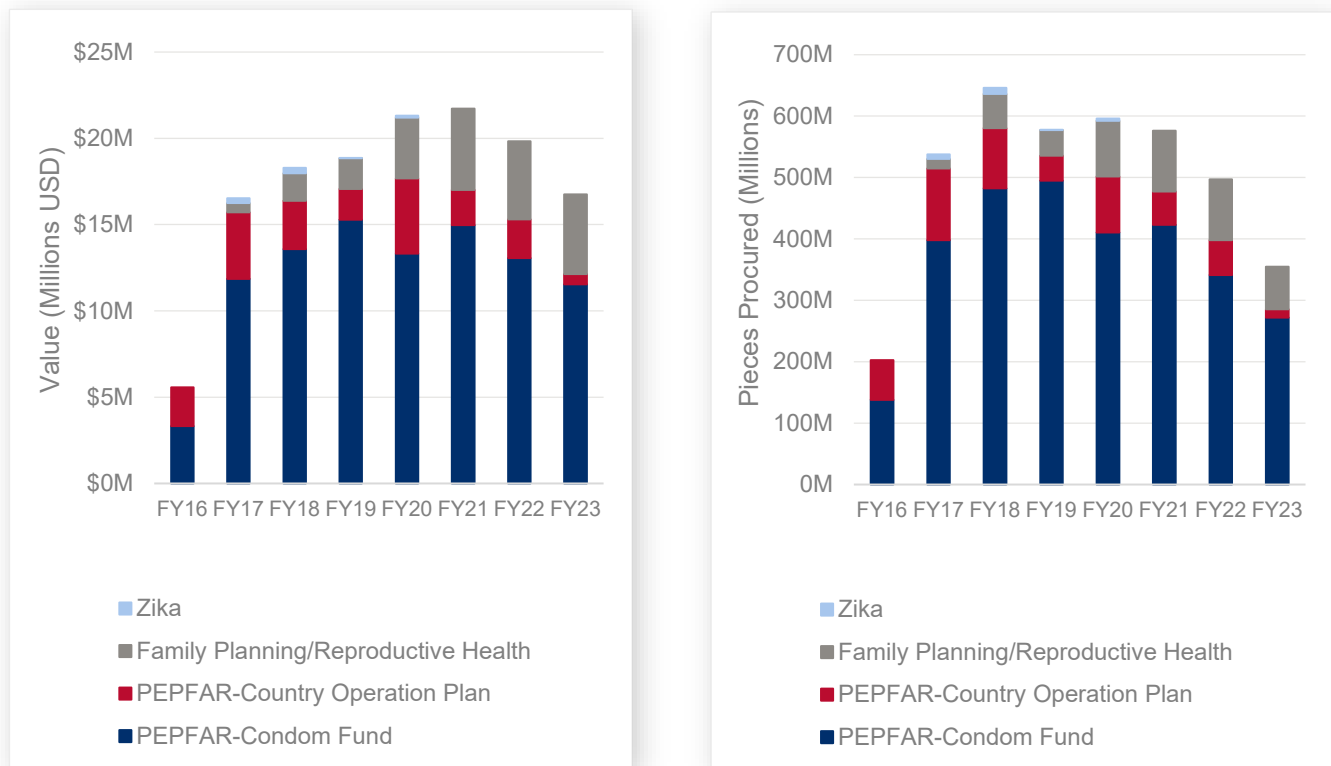


Exhibit 5: Worldwide Volume of Male Condoms Procured by Region, FY 2016–2023¹⁵

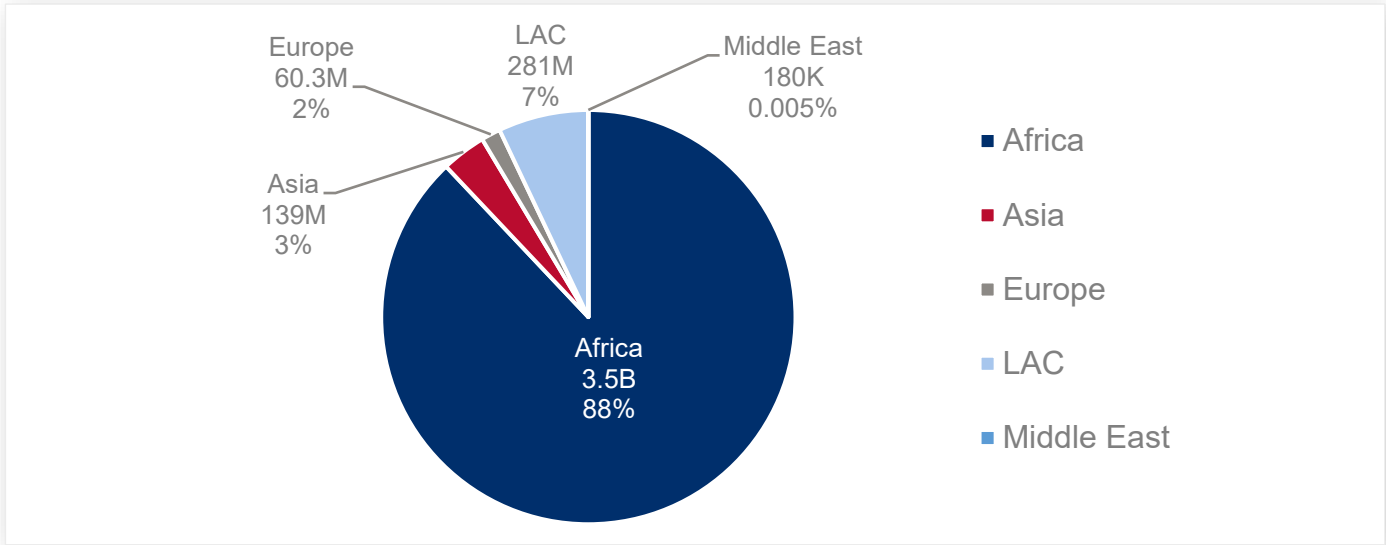
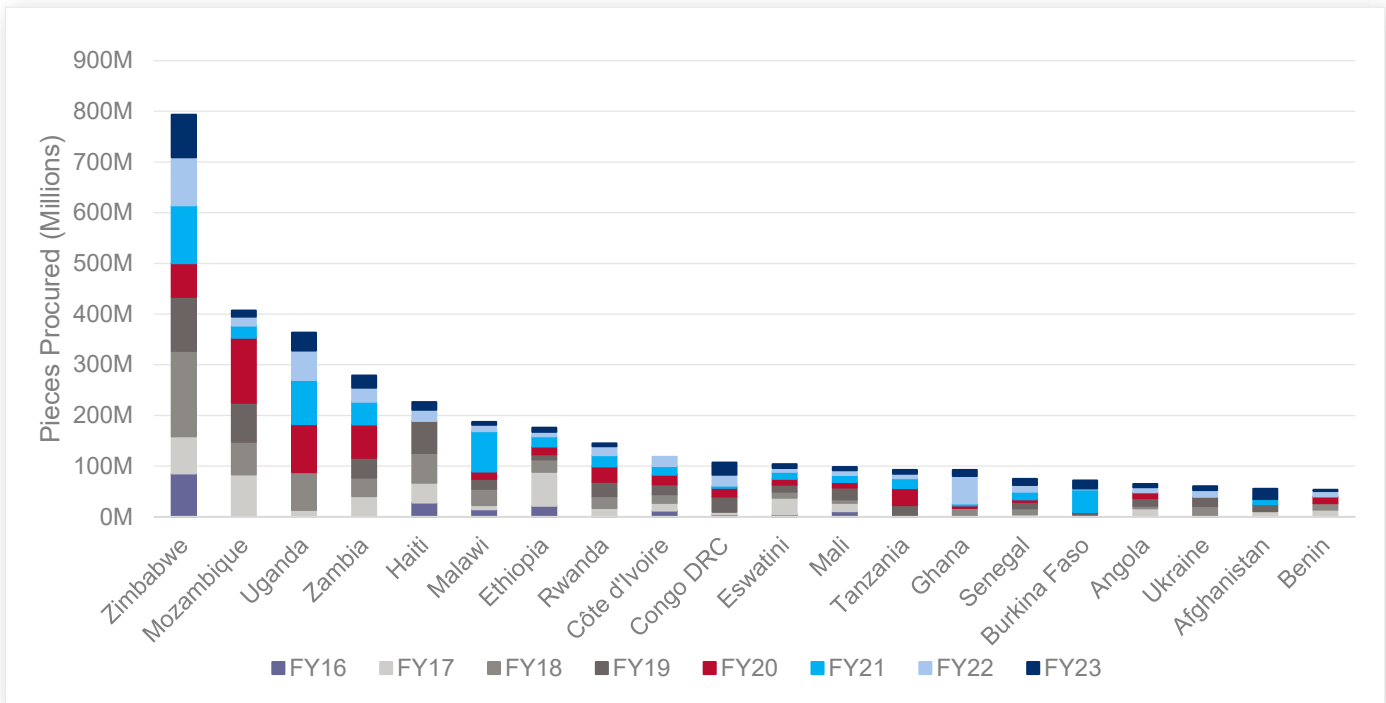


Exhibit 6. Top 20 Operating Units Procuring Male Condoms, FY 2016–2023¹⁶



¹⁵ FY (2016–2023) values are based on USAID-approved orders across all agency funding.

¹⁶ See Appendix A for the full list of OUs procuring male condoms by fiscal year (2016–2023).

Trends in FY 2023

In FY 2023, 354.8 million male condoms were procured for 29 countries: in Africa (24), Asia (3), Europe (1), and LAC (1). Eighty-eight percent of the total volume of male condoms procured was for the Africa region, whereas Asia, Europe and the LAC regions represent 6 percent, 2 percent, and 4 percent, respectively (Exhibit 7).

Exhibit 7: Male Condoms, Volume Procured by Region, FY 2023

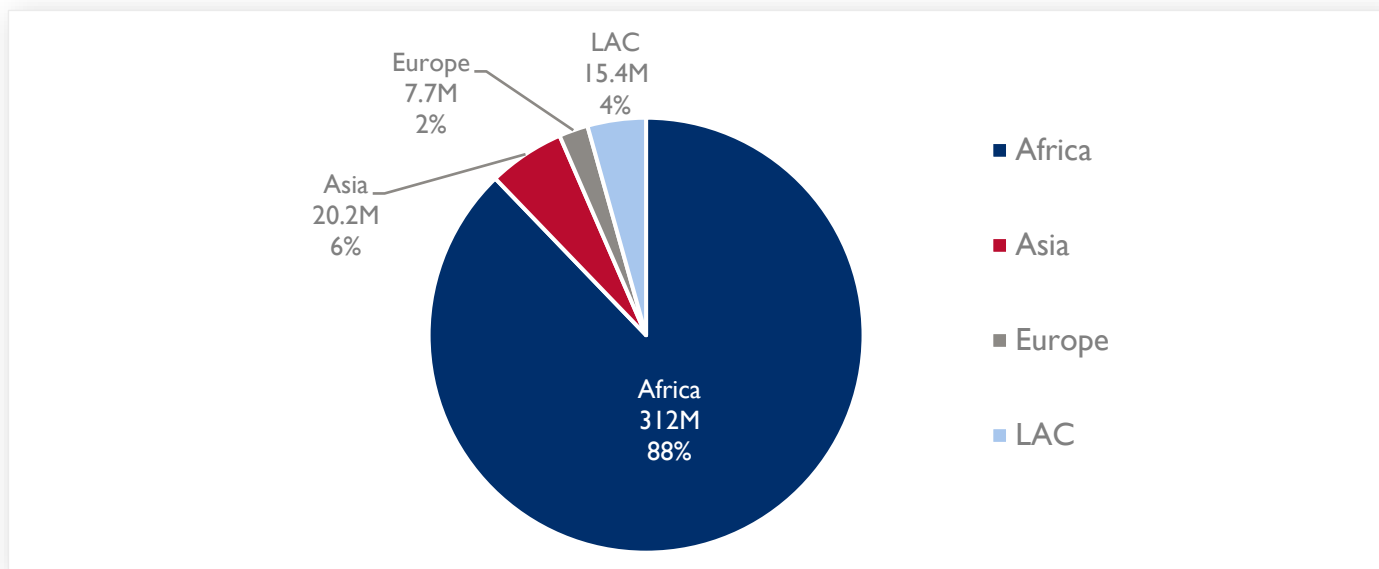
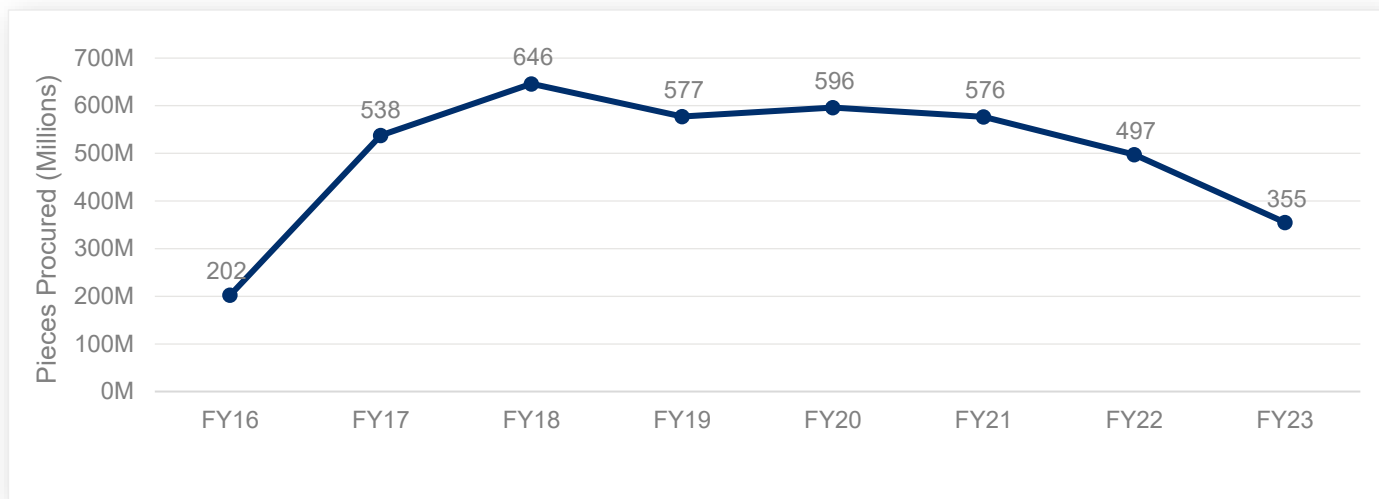


Exhibit 8. Volume of Male Condom Procured by Fiscal Year (2016–2023)



The total volume of male condoms procured in FY 2023 decreased by 29 percent (142 million) compared to FY 2022. This represents the lowest procured amount since FY 2016 (Exhibit 8).

Like previous years, specialty foil male condoms represent the majority of product types ordered in the male condom portfolio. However, since the low in FY 2020, there has been a steady increase in the proportion of male no-logo condoms ordered through the program. In FY 2023, the proportion of male no-logo condoms ordered was 37 percent, up from 23 percent in FY 2020 (Exhibit 9).

Over the past four years (FY 2019–2023), GHSC-PSM has seen an increase in the unit price of specialty foil male condoms. This was initially due to the cost of key raw materials (specifically, natural rubber latex, silicone oil, aluminum foil, and paper packaging materials) and the cost of labor from year to year, but the COVID-19 pandemic and inflation have impacted pricing dramatically. This has contributed to a reduced buying power of funds leading to less overall volumes and more procurement of male no-logo condoms which are cost-effective compared to specialty foil male condoms. GHSC-PSM has tracked increases in other raw material inputs, such as aluminum for foil packaging and wood pulp for paperboard and corrugated cardboard shippers. In addition, increased volatility in logistics has led to higher freight costs throughout FY 2023 impacting order volumes from initial projections to remain within the expendable budget.

Exhibit 9a. Male Condoms (by product types) Procured by FY (2016–2023)

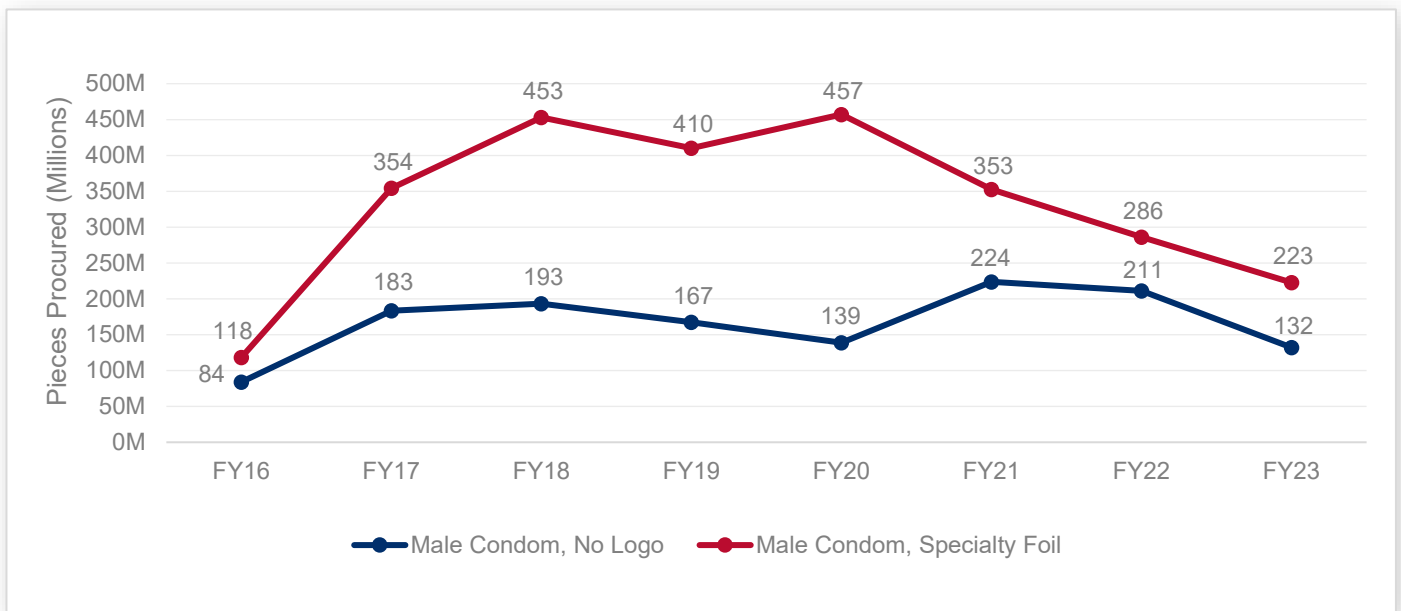
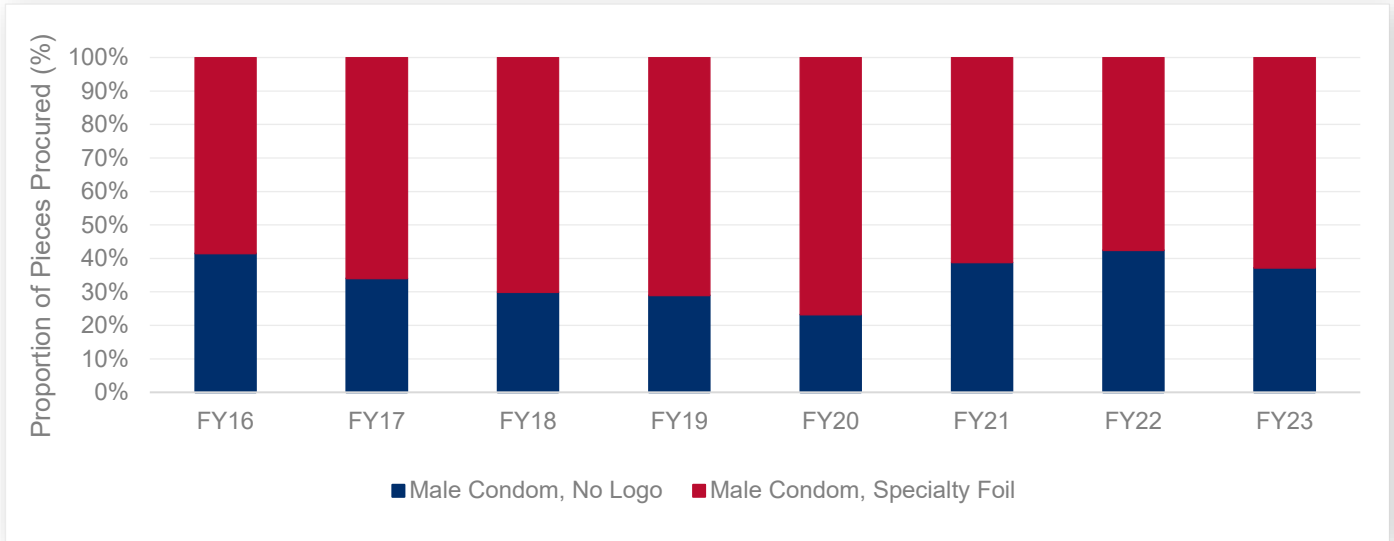


Exhibit 9b. Proportion of Male Condom product types Procured by FY (2016–2023)



Suppliers

GHSC-PSM currently procures from four active suppliers: one based in Chonburi, Thailand; another with two facilities (one in Surat Thani, Thailand, and the other in Bangalore, India); another based in Puducherry, India (with a second facility introduced in Virudhunagar, India); and, in late FY 2023, a supplier was reintroduced in Hat Yai, Thailand.

The Puducherry supplier was added to the supplier base in 2019. This supplier initially was limited to producing plain male condoms (natural color, unscented) and specialty foil (plain) male condoms, but in late FY 2021 was authorized to offer color and scented condoms. The addition of the India supplier helped geographically diversify the supply base. They are working to expand their registration footprint. The Thai/Bangalore suppliers maintain greater flexibility for production, including plain male condoms as well as color/scented male condoms along with robust registration portfolios.

Currently, two vendors store pre-made stock of no-logo condoms as part of a Made to Stock strategy that was established with GHSC-PSM. This allows available stock to ship within ten business days, contributing to a reduction in cycle times and inventory management costs for no-logo condoms.

GHSC-QA prequalifies suppliers for male condoms, female condoms, lubricants, and other health commodities procured on behalf of USAID. For suppliers to be considered “prequalified,” they must have met the U.S. Food and Drug Administration (U.S. FDA) 510k standards for Premarket Notification. Suppliers must also pass a quality evaluation conducted by GHSC-QA. For condoms, this evaluation consists of a thorough analysis of historical manufacturing production data, including, but not limited to, latex formulation, protein levels, and stability studies. Those suppliers meeting prequalification and quality assurance eligibility standards are further evaluated based on price competitiveness, registration capabilities

(where applicable), and supply and service (projected lead times, production capacity, and social responsibility) to determine order allocation.

GHSC-PSM elevated its commitment to social responsibility standards among condom suppliers in 2020. In collaboration with UNFPA, the project developed a social responsibility survey form to evaluate suppliers on topics such as corporate social responsibility policy, human rights, labor standards, and equal opportunity employment. GHSC-PSM strongly encourages all suppliers to obtain Sedex Members Ethical Trade Audit or SA8000 certifications, which are considered the industry standard for social responsibility compliance. The social responsibility questionnaire was reviewed in September 2021 as part of a price refresh sourcing event to confirm commitment to social responsibility with suppliers. Suppliers who satisfactorily meet the standards of the entire evaluation process are awarded long-term agreement contracts with GHSC-PSM for procuring male condoms.

Female Condoms

Female condoms have been primarily funded through the PEPFAR Condom Fund, though a small segment has been procured using PEPFAR Country Operational Plans and FP/RH funds. Over the life of the project, GHSC-PSM has procured \$34.6 million worth of female condoms and delivered over 60.1 million to 27 countries (Exhibit 10 and Annex A and B). Almost all the female condoms procured (99.5 percent) have been for the Africa region with Asia, LAC, and the Middle East regions receiving a combined volume of less than one percent. Zimbabwe (29 percent), Mozambique (20 percent), and the Democratic Republic of Congo (DRC) (13 percent) account for almost two-thirds (62 percent) of the volume procured (Exhibit 11).

Colored and scented female condoms were first introduced to the GHSC-PSM portfolio in FY 2020 to increase product uptake. Colored and scented female condoms have been delivered to Eswatini, Uganda and Zimbabwe, and for the first time in FY 2023, to Malawi and Ethiopia.

The condom program currently has one female condom vendor, headquartered in Miami, FL, with the manufacturing facility in Balakong, Malaysia, just outside of Kuala Lumpur. This vendor is the sole female condom manufacturer with U.S. FDA 510k Premarket Notification and the only female condom manufacturer pre-qualified to fulfill USAID orders.

Exhibit 10. Female Condom Procured by FY (2016–2023), Value (left) and Quantity (right)

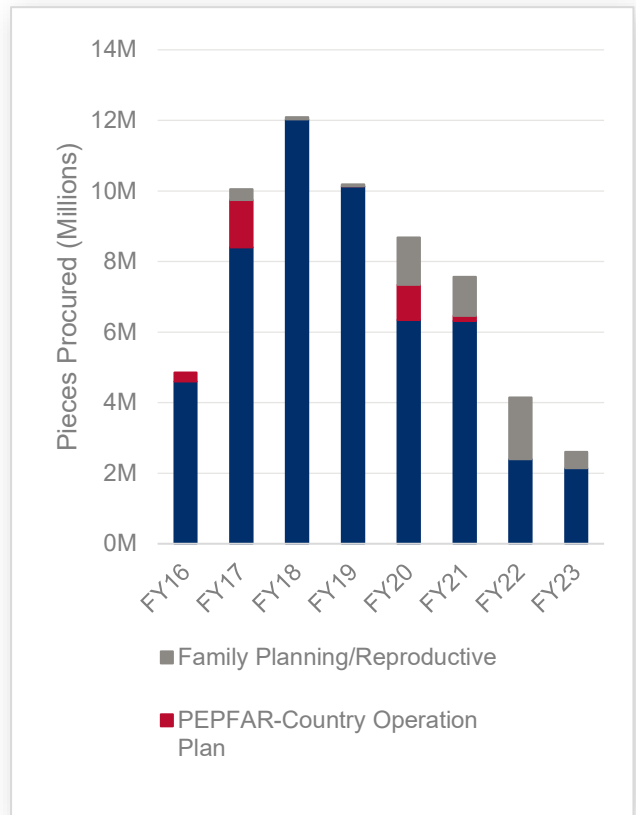
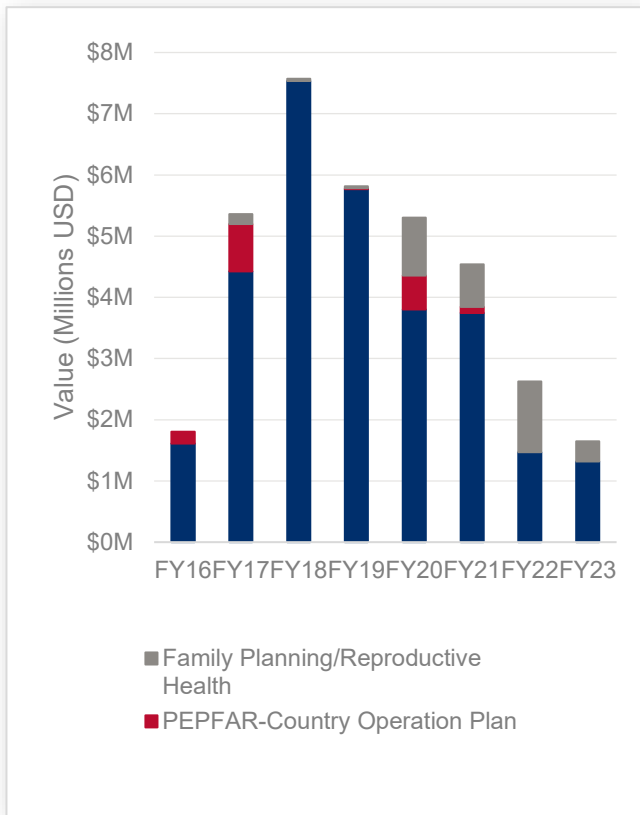
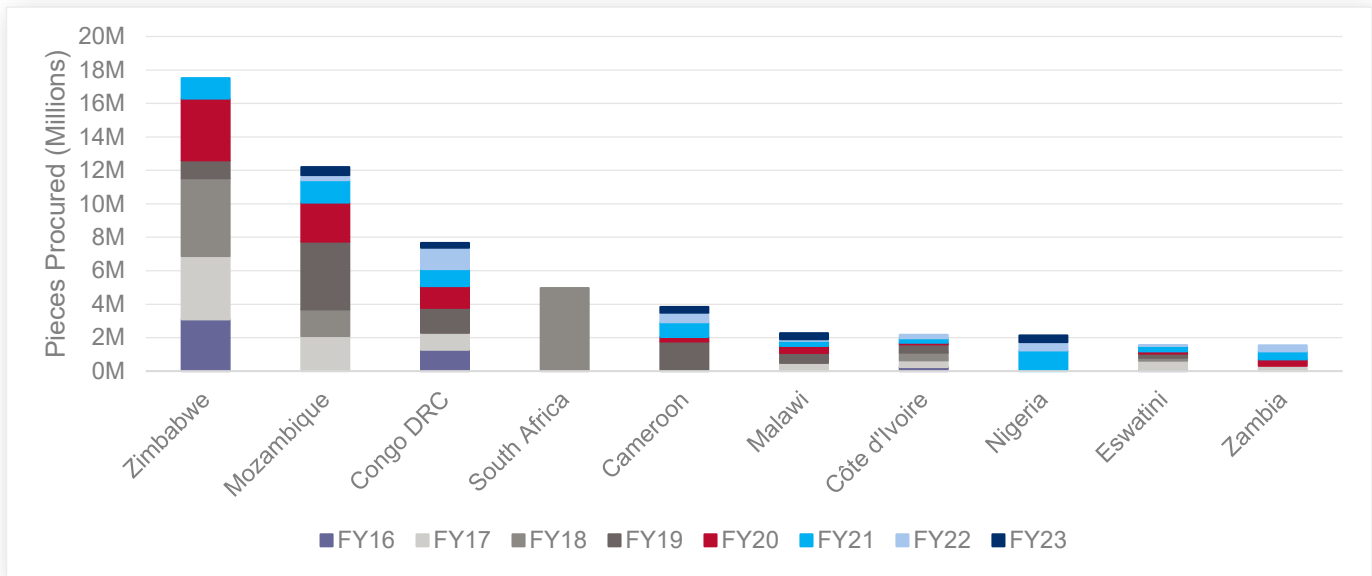


Exhibit 11. Top 10 Operating Units Procuring Female Condoms by FY (2016–2023)¹⁷



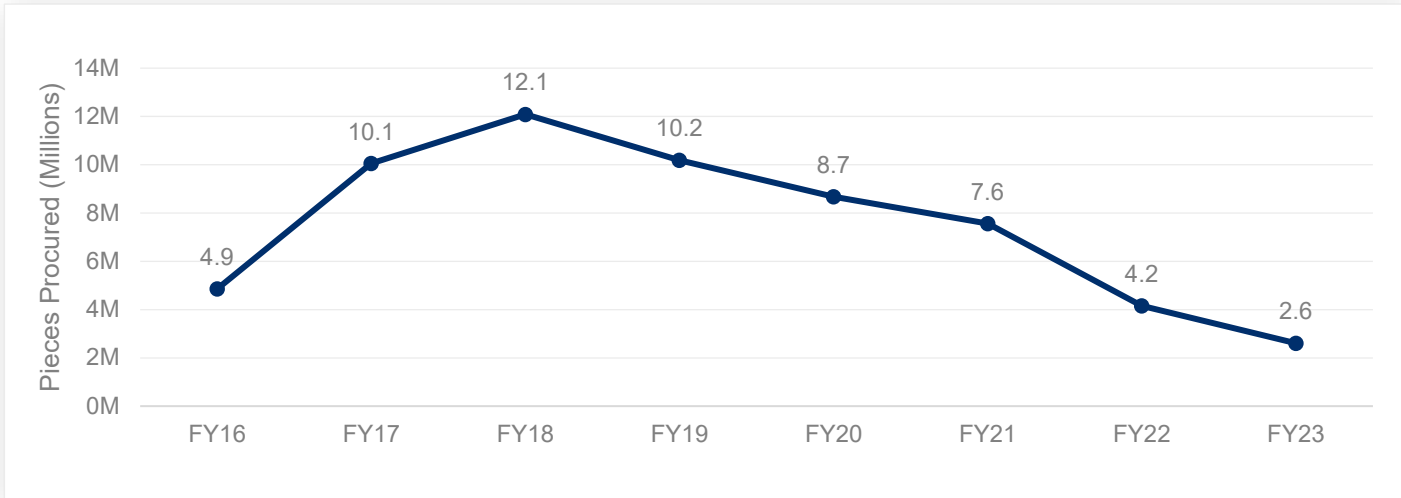
Trends in FY 2023

The 2.6 million female condoms procured in FY 2023 were for 10 PEPFAR-supported countries in Africa. The FY 2023 procured amounts were funded using the FP/RH funds (20 percent) and the PEPFAR-Condom Funds (80 percent). Countries funded by PEPFAR-Condom Funds are Cameroon, DRC, Ethiopia, Malawi, Mozambique, Nigeria, and Uganda. Countries funded by Family Planning are Burkina Faso, Mali, and Senegal. For the fourth consecutive year, none of the other USAID-supported regions ordered female condoms.

As countries continue to deploy female condoms as part of their HIV/AIDS and FP/RH programs, demand for the color/scented female condom product continues to expand from more countries. Ethiopia received their first shipment of female condoms through the GHSC-PSM program in FY 2023, while Malawi, Eswatini, and Uganda received their first shipment of color/scented female condoms. FY 2022 was Uganda’s first female condom shipment. This brings the total number of countries that have received female condoms through the GHSC-PSM program to 27 (Annex A and B).

¹⁷ See Appendix B for the full list of OUs procuring female condoms by FY (2016–2023).

Exhibit 12. Volume of Female Condom Procured by FY (2016–2023)



Since FY 2018, there has been a steady drop in the total number of female condoms ordered. The total volume decreased by 1.6 million pieces in FY 2023 compared to FY 2022 (Exhibit 12).

Forecasting for female condoms continues to be a challenge as order patterns vary significantly across countries.

Lubricants

Procurements of lubricants through the GHSC-PSM project have been predominantly funded through the PEPFAR Condom Fund (Exhibit 13). Since the inception of the GHSC-PSM project, 177.6 million lubricant sachets have been procured for 38 countries in Africa (23), Asia (7), Europe (1), and LAC (7), with a total procured value of \$8.6 million. Over 77 percent of lubricant sachets procured have been for the Africa region, while Asia, Europe, and the LAC regions procured 6 percent, 11 percent, and 6 percent, respectively (Exhibit 14). Half of the total volume of lubricant sachets procured from FY 2016–2023 was for seven countries: Ukraine (11 percent)¹⁸, Côte d’Ivoire (10 percent), Nigeria (8 percent), Malawi (8 percent), Cameroon (7 percent), Mali (6 percent), and Uganda (6 percent), (Exhibit 15).

¹⁸ The Ukraine program procured lubricants with the Condom Fund between FY18 and FY22 and used Country Operational Plan funds in FY23.

Exhibit 13. Lubricants Procured by FY (2016–2023), Value (left) and Quantity (right)

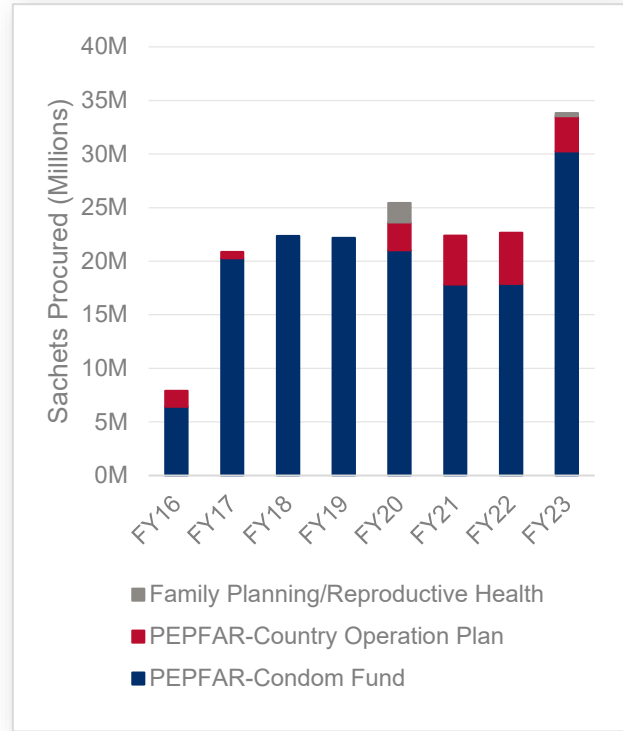
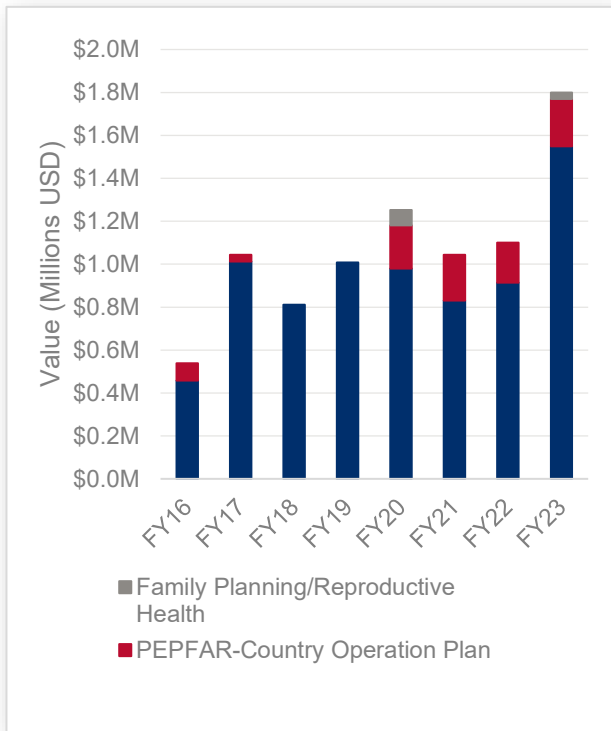


Exhibit 14. Worldwide Volume of Lubricants Procured by Region, FY (2016–2023)¹⁹

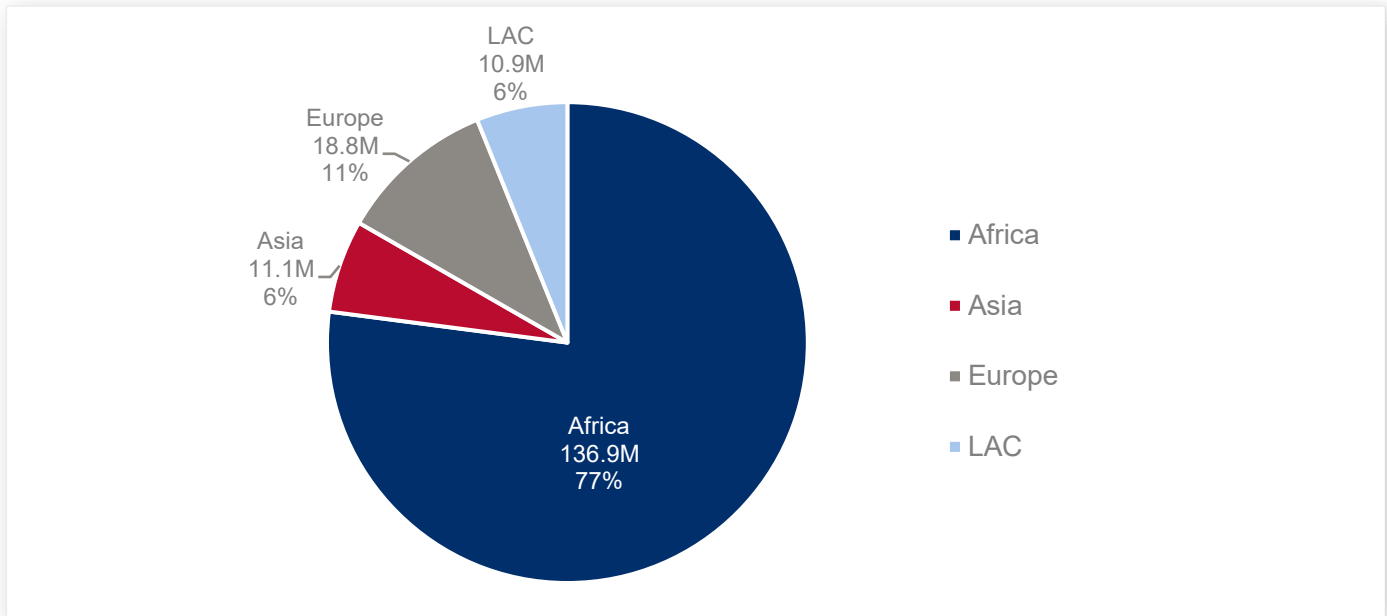
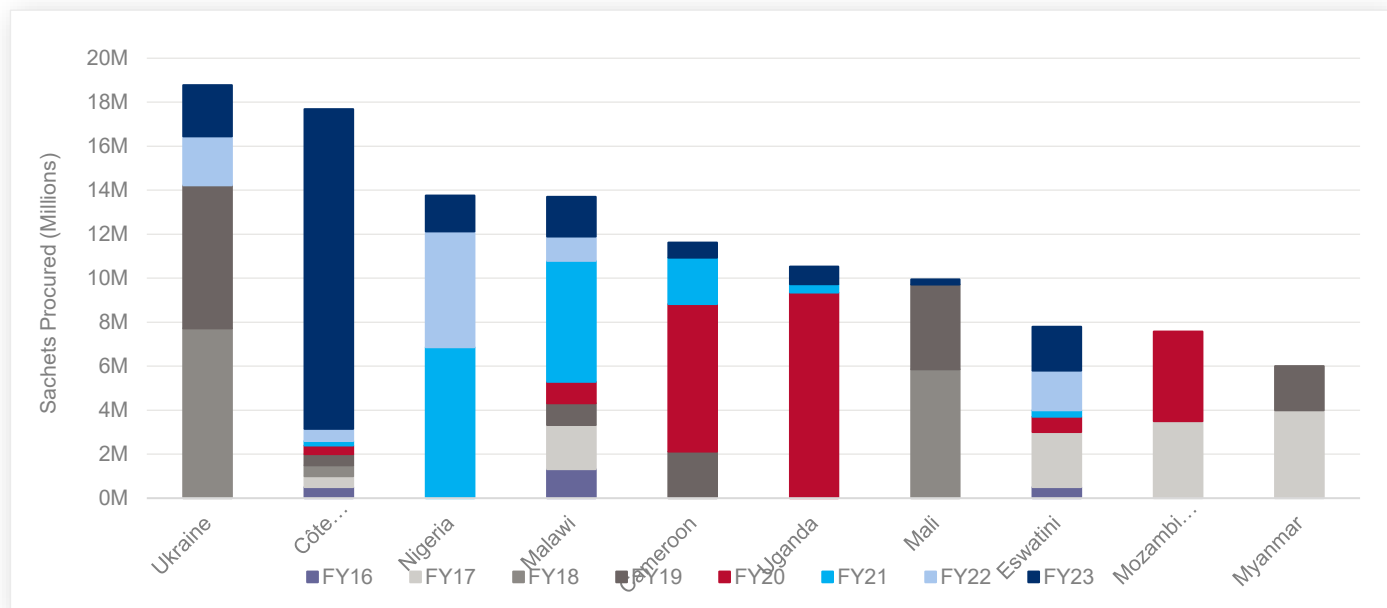


Exhibit 15. Top 10 OUs Procuring Lubricants by FY (2016–2023)²⁰



¹⁹ FY (2016–2023) values are based on USAID-approved orders across all agency funding.

²⁰ See Appendix C for the full list of OUs procuring lubricants by FY (2016–2023).

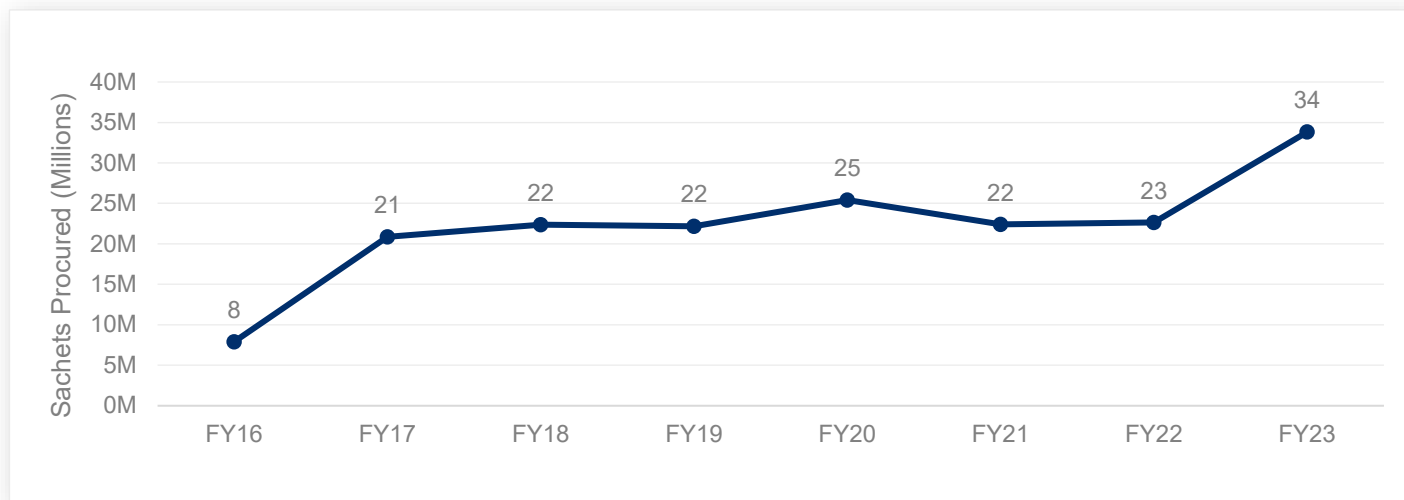
Trends in FY 2023

GHSC-PSM has averaged almost 23 million sachets of annual volume for lubricants each year. In FY 2023, 33.8 million sachets were procured, considerably exceeding the annual average procurement volume seen in the past (Exhibit 16). Lubricants were procured for 19 countries in Africa (17), Europe (1), and LAC (1) in FY 2023 (Annex A and B). The volume distribution by region in FY 2023 is as follows: Africa (92.4 percent), Europe (6.9 percent), and LAC (0.7 percent). No orders were made by countries in the Asia region.

The project continues to see demand for lubricant from countries that had not previously ordered the product. In FY 2023, Ghana, Haiti, Mali, Rwanda, and Senegal placed orders for lubricants after several years of no procurements. In FY 2022, Benin, Sierra Leone, and Tajikistan placed their very first orders.

Order patterns for lubricants vary widely across countries as a result of varying procurement strategies and limited visibility resulting from suboptimal forecasting. Lubricants often use up the remaining condom fund budget for countries leading to varying demand. This explains the variation in order pattern shown in the previous chart (Exhibit 15).

Exhibit 16. Volume of Lubricants procured by FY (2016–2023)



Suppliers

GHSC-PSM currently procures lubricants from two active suppliers: one based in Chonburi, Thailand; one in Surat Thani, Thailand. Both Thai suppliers have improved their QA eligibility status to “Certified,” allowing for concurrent order shipment while order samples undergo quality assurance testing.

Annex A. Total Procurements by Country (FY 2016—2023)²¹

Country	Female Condoms		Male Condoms		Personal Lubricants	
	Qty (pcs)	Value (\$)	Qty (pcs)	Value (\$)	Qty (pcs)	Value (\$)
Afghanistan			55,257,000	\$3,675,941		
Angola			64,902,000	\$2,117,351	5,516,000	\$186,941
Antigua and Barbuda			96,000	\$6,626		
Bahamas	10,000	\$7,715	432,000	\$22,685	700,000	\$60,343
Barbados	10,000	\$6,910	576,000	\$27,764	800,000	\$69,728
Benin			53,433,000	\$1,823,153	4,748,000	\$182,157
Botswana			27,162,000	\$980,195	1,350,000	\$46,609
Burkina Faso	366,000	\$265,864	71,899,560	\$3,849,273	2,445,000	\$190,074
Burma	84,000	\$54,086	29,817,000	\$890,198	6,000,000	\$225,003
Burundi			18,822,000	\$673,602		

²¹Quantities and values in Annex A are based on USAID-approved orders from all funding sources. The quantities and values could be different from those reported in the Condom and Contraceptive Report, which reports on delivered condoms, lubricants, and other family planning commodities procured using the FP/RH Fund. Please refer to the end of the “Executive Summary” section for more information.

	Female Condoms		Male Condoms		Personal Lubricants	
Country	Qty (pcs)	Value (\$)	Qty (pcs)	Value (\$)	Qty (pcs)	Value (\$)
Cameroon	3,830,320	\$2,270,256	19,374,000	\$841,344	11,626,000	\$589,888
Colombia			501,000	\$24,033		
Côte d'Ivoire	2,175,000	\$1,337,265	118,401,000	\$3,819,815	17,682,000	\$885,632
Dominican Republic			25,389,000	\$728,026	2,000,000	\$239,868
DRC	7,671,000	\$4,095,042	106,887,000	\$4,823,861	4,750,000	\$355,055
Ecuador			3,600,000	\$94,316		
El Salvador			5,397,000	\$183,678		
Eswatini	1,561,000	\$1,079,230	103,923,000	\$3,470,837	7,800,000	\$390,821
Ethiopia	1,273,000	\$747,576	175,736,640	\$5,966,646	800,000	\$42,498
Ghana			92,682,000	\$4,043,680	916,000	\$78,706
Guinea			4,998,000	\$169,776		
Haiti			226,662,480	\$7,169,016	1,625,000	\$125,789
Honduras			1,089,000	\$38,614		

	Female Condoms		Male Condoms		Personal Lubricants	
Country	Qty (pcs)	Value (\$)	Qty (pcs)	Value (\$)	Qty (pcs)	Value (\$)
Jamaica	100,000	\$58,104	6,501,000	\$194,148	3,454,000	\$166,652
Kazakhstan			276,000	\$36,649		
Kenya	4,000	\$3,450	72,000	\$4,769		
Kyrgyz Republic			288,000	\$22,487	86,000	\$12,762
Laos			801,000	\$36,737	600,000	\$23,300
Lesotho	200,040	\$139,270	29,616,000	\$983,679		
Liberia			40,272,000	\$1,275,448	1,000,000	\$36,712
Madagascar			17,148,840	\$665,965		
Malawi	2,267,000	\$1,272,276	187,279,440	\$5,959,469	13,701,000	\$620,170
Mali	224,000	\$167,613	98,049,000	\$3,577,504	9,942,000	\$319,335
Mauritania	3,000	\$13,013	3,117,000	\$115,973		
Mozambique	12,201,000	\$6,602,326	407,037,000	\$13,000,014	7,581,000	\$494,649
Namibia			17,733,000	\$640,243	5,807,000	\$269,292

	Female Condoms		Male Condoms		Personal Lubricants	
Country	Qty (pcs)	Value (\$)	Qty (pcs)	Value (\$)	Qty (pcs)	Value (\$)
Nepal			47,040,000	\$1,546,217	1,000,000	\$31,797
Nicaragua			1,500,000	\$52,800		
Niger	18,000	\$20,503	186,000	\$14,983		
Nigeria	2,140,000	\$1,209,349	46,896,000	\$2,093,183	13,752,000	\$617,341
Papua New Guinea	41,000	\$27,574	432,000	\$16,538	553,000	\$23,531
Paraguay			5,001,000	\$142,447		
Peru			204,000	\$18,354		
Rwanda			145,290,000	\$4,627,831	1,701,000	\$95,368
Saint Kitts and Nevis			39,000	\$3,450		
Saint Lucia			240,000	\$12,400		
Saint Vincent and the Grenadines			72,000	\$4,969		
Senegal	906,000	\$601,493	75,159,000	\$2,884,093	900,000	\$54,432
Sierra Leone			2,784,000	\$113,759	386,000	\$37,542

	Female Condoms		Male Condoms		Personal Lubricants	
Country	Qty (pcs)	Value (\$)	Qty (pcs)	Value (\$)	Qty (pcs)	Value (\$)
South Africa	4,963,000	\$3,343,772				
Suriname			1,269,000	\$48,081	1,500,000	\$58,880
Tajikistan			846,000	\$63,942	20,000	\$5,406
Tanzania			92,884,320	\$5,823,351		
Thailand			4,236,000	\$118,221	2,822,000	\$88,191
Togo	53,000	\$39,008	49,476,000	\$2,027,317	4,554,000	\$234,853
Trinidad and Tobago	10,000	\$6,742	2,433,000	\$82,781	800,000	\$69,728
Uganda	950,260	\$614,745	363,717,000	\$11,385,966	10,530,000	\$442,420
Ukraine			60,264,000	\$1,870,010	18,781,000	\$723,368
Yemen	60,000	\$36,000	180,000	\$8,393		
Zambia	1,534,000	\$885,633	278,847,120	\$9,810,402	5,336,000	\$269,302
Zimbabwe	17,522,510	\$9,755,958	793,356,000	\$24,142,836	4,042,000	\$235,271
Total	60,177,130	\$34,660,773	3,987,578,400	\$138,865,836	177,606,000	\$8,599,414

Annex B. Fiscal Year Procurements by Country

Afghanistan	Female Condoms		Male Condoms		Personal Lubricants	
Fiscal Year	Qty (pcs)	Value (\$)	Qty (pcs)	Value (\$)	Qty (pcs)	Value (\$)
FY16						
FY17			11,250,000	\$390,241		
FY18						
FY19			14,004,000	\$956,510		
FY20						
FY21			9,999,000	\$657,729		
FY22						
FY23			20,004,000	\$1,671,461		
Total			55,257,000	\$3,675,941		

Angola	Female Condoms		Male Condoms		Personal Lubricants	
Fiscal Year	Qty (pcs)	Value (\$)	Qty (pcs)	Value (\$)	Qty (pcs)	Value (\$)
FY16					2,216,000	\$64,756
FY17			16,998,000	\$554,871	1,800,000	\$74,419
FY18			5,001,000	\$136,725	1,500,000	\$47,766
FY19			15,006,000	\$421,534		

Angola	Female Condoms		Male Condoms		Personal Lubricants	
Fiscal Year	Qty (pcs)	Value (\$)	Qty (pcs)	Value (\$)	Qty (pcs)	Value (\$)
FY20			11,523,000	\$364,714		
FY21						
FY22			9,840,000	\$372,316		
FY23			6,534,000	\$267,190		
Total			64,902,000	\$2,117,351	5,516,000	\$186,941

Antigua and Barbuda	Female Condoms		Male Condoms		Personal Lubricants	
Fiscal Year	Qty (pcs)	Value (\$)	Qty (pcs)	Value (\$)	Qty (pcs)	Value (\$)
FY16						
FY17						
FY18			96,000	\$6,626		
FY19						
FY20						
FY21						
FY22						
FY23						
Total			96,000	\$6,626		

Bahamas	Female Condoms		Male Condoms		Personal Lubricants	
Fiscal Year	Qty (pcs)	Value (\$)	Qty (pcs)	Value (\$)	Qty (pcs)	Value (\$)
FY16						
FY17	10,000	\$7,715	432,000	\$22,685	700,000	\$60,343
FY18						
FY19						
FY20						
FY21						
FY22						
FY23						
Total	10,000	\$7,715	432,000	\$22,685	700,000	\$60,343

Barbados	Female Condoms		Male Condoms		Personal Lubricants	
Fiscal Year	Qty (pcs)	Value (\$)	Qty (pcs)	Value (\$)	Qty (pcs)	Value (\$)
FY16						
FY17	10,000	\$6,910	432,000	\$21,413	800,000	\$69,728
FY18			144,000	\$6,351		
FY19						
FY20						
FY21						

Barbados	Female Condoms		Male Condoms		Personal Lubricants	
Fiscal Year	Qty (pcs)	Value (\$)	Qty (pcs)	Value (\$)	Qty (pcs)	Value (\$)
FY22						
FY23						
Total	10,000	\$6,910	576,000	\$27,764	800,000	\$69,728

Benin	Female Condoms		Male Condoms		Personal Lubricants	
Fiscal Year	Qty (pcs)	Value (\$)	Qty (pcs)	Value (\$)	Qty (pcs)	Value (\$)
FY16						
FY17			14,067,000	\$445,316		
FY18			12,966,000	\$309,466		
FY19						
FY20			13,002,000	\$397,900		
FY21						
FY22			11,148,000	\$587,101	4,748,000	\$182,157
FY23			2,250,000	\$83,372		
Total			53,433,000	\$1,823,153	4,748,000	\$182,157

Botswana	Female Condoms		Male Condoms		Personal Lubricants	
Fiscal Year	Qty (pcs)	Value (\$)	Qty (pcs)	Value (\$)	Qty (pcs)	Value (\$)
FY16						
FY17						
FY18			4,002,000	\$149,008		
FY19					1,350,000	\$46,609
FY20			5,220,000	\$180,229		
FY21						
FY22			17,940,000	\$650,958		
FY23						
Total			27,162,000	\$980,195	1,350,000	\$46,609

Burkina Faso	Female Condoms		Male Condoms		Personal Lubricants	
Fiscal Year	Qty (pcs)	Value (\$)	Qty (pcs)	Value (\$)	Qty (pcs)	Value (\$)
FY16						
FY17						
FY18			4,002,000	\$137,075		
FY19	29,000	\$30,378	3,564,000	\$113,985	210,000	\$32,435
FY20			907,200	\$59,397	310,000	\$28,142

Burkina Faso	Female Condoms		Male Condoms		Personal Lubricants	
Fiscal Year	Qty (pcs)	Value (\$)	Qty (pcs)	Value (\$)	Qty (pcs)	Value (\$)
FY21	102,000	\$69,805	45,737,040	\$2,446,725	725,000	\$44,208
FY22			1,650,000	\$75,773	700,000	\$45,358
FY23	235,000	\$165,681	16,039,320	\$1,016,319	500,000	\$39,931
Total	366,000	\$265,864	71,899,560	\$3,849,273	2,445,000	\$190,074

Burma	Female Condoms		Male Condoms		Personal Lubricants	
Fiscal Year	Qty (pcs)	Value (\$)	Qty (pcs)	Value (\$)	Qty (pcs)	Value (\$)
FY16						
FY17			15,600,000	\$482,983	4,000,000	\$158,255
FY18						
FY19	84,000	\$54,086	14,217,000	\$407,216	2,000,000	\$66,748
FY20						
FY21						
FY22						
FY23						
Total	84,000	\$54,086	29,817,000	\$890,198	6,000,000	\$225,003

Burundi	Female Condoms		Male Condoms		Personal Lubricants	
Fiscal Year	Qty (pcs)	Value (\$)	Qty (pcs)	Value (\$)	Qty (pcs)	Value (\$)
FY16						
FY17						
FY18						
FY19						
FY20						
FY21						
FY22			9,822,000	\$344,317		
FY23			9,000,000	\$329,285		
Total			18,822,000	\$673,602		

Cameroon	Female Condoms		Male Condoms		Personal Lubricants	
Fiscal Year	Qty (pcs)	Value (\$)	Qty (pcs)	Value (\$)	Qty (pcs)	Value (\$)
FY16						
FY17						
FY18						
FY19	1,765,000	\$975,917	4,230,000	\$229,170	2,115,000	\$199,755
FY20	273,000	\$171,886	5,415,000	\$198,400	6,715,000	\$255,056

Cameroon	Female Condoms		Male Condoms		Personal Lubricants	
Fiscal Year	Qty (pcs)	Value (\$)	Qty (pcs)	Value (\$)	Qty (pcs)	Value (\$)
FY21	880,020	\$553,103	3,600,000	\$135,148	2,100,000	\$97,311
FY22	572,300	\$373,080	1,440,000	\$61,670		
FY23	340,000	\$196,270	4,689,000	\$216,956	696,000	\$37,766
Total	3,830,320	\$2,270,256	19,374,000	\$841,344	11,626,000	\$589,888

Colombia	Female Condoms		Male Condoms		Personal Lubricants	
Fiscal Year	Qty (pcs)	Value (\$)	Qty (pcs)	Value (\$)	Qty (pcs)	Value (\$)
FY16						
FY17			501,000	\$24,033		
FY18						
FY19						
FY20						
FY21						
FY22						
FY23						
Total			501,000	\$24,033		

Côte d'Ivoire	Female Condoms		Male Condoms		Personal Lubricants	
Fiscal Year	Qty (pcs)	Value (\$)	Qty (pcs)	Value (\$)	Qty (pcs)	Value (\$)
FY16	250,000	\$193,016	12,501,000	\$410,771	500,000	\$22,632
FY17	400,000	\$221,030	15,003,000	\$522,268	500,000	\$44,026
FY18	450,000	\$285,888	17,004,000	\$520,379	500,000	\$20,565
FY19	500,000	\$280,231	20,004,000	\$601,887	500,000	\$27,213
FY20	100,000	\$73,748	18,549,000	\$610,904	400,000	\$35,883
FY21	273,000	\$162,195	17,400,000	\$558,898	200,000	\$18,732
FY22	202,000	\$121,157	17,940,000	\$594,709	545,000	\$31,527
FY23					14,537,000	\$685,054
Total	2,175,000	\$1,337,265	118,401,000	\$3,819,815	17,682,000	\$885,632

Dominican Republic	Female Condoms		Male Condoms		Personal Lubricants	
Fiscal Year	Qty (pcs)	Value (\$)	Qty (pcs)	Value (\$)	Qty (pcs)	Value (\$)
FY16			1,512,000	\$53,383	1,000,000	\$196,000
FY17			20,853,000	\$588,095	1,000,000	\$43,868
FY18			3,024,000	\$86,548		
FY19						
FY20						

Dominican Republic	Female Condoms		Male Condoms		Personal Lubricants	
Fiscal Year	Qty (pcs)	Value (\$)	Qty (pcs)	Value (\$)	Qty (pcs)	Value (\$)
FY21						
FY22						
FY23						
Total			25,389,000	\$728,026	2,000,000	\$239,868

DRC	Female Condoms		Male Condoms		Personal Lubricants	
Fiscal Year	Qty (pcs)	Value (\$)	Qty (pcs)	Value (\$)	Qty (pcs)	Value (\$)
FY16	1,280,000	\$51,470	5,001,000	\$144,960		
FY17	1,000,000	\$551,115	4,998,000	\$144,493		
FY18						
FY19	1,507,000	\$925,457	30,012,000	\$1,000,994	750,000	\$75,560
FY20	1,292,000	\$909,786	17,319,000	\$745,484	500,000	\$35,954
FY21	1,025,000	\$635,774	4,176,000	\$200,515	2,500,000	\$135,702
FY22	1,267,000	\$832,057	21,543,000	\$1,217,278	300,000	\$41,334

DRC	Female Condoms		Male Condoms		Personal Lubricants	
Fiscal Year	Qty (pcs)	Value (\$)	Qty (pcs)	Value (\$)	Qty (pcs)	Value (\$)
FY23	300,000	\$189,383	23,838,000	\$1,370,138	700,000	\$66,505
Total	7,671,000	\$4,095,042	106,887,000	\$4,823,861	4,750,000	\$355,055

Ecuador	Female Condoms		Male Condoms		Personal Lubricants	
Fiscal Year	Qty (pcs)	Value (\$)	Qty (pcs)	Value (\$)	Qty (pcs)	Value (\$)
FY16						
FY17						
FY18			3,600,000	\$94,316		
FY19						
FY20						
FY21						
FY22						
FY23						
Total			3,600,000	\$94,316		

El Salvador	Female Condoms		Male Condoms		Personal Lubricants	
Fiscal Year	Qty (pcs)	Value (\$)	Qty (pcs)	Value (\$)	Qty (pcs)	Value (\$)
FY16						
FY17			1,512,000	\$51,090		
FY18			378,000	\$22,492		
FY19						
FY20			3,507,000	\$110,095		
FY21						
FY22						
FY23						
Total			5,397,000	\$183,678		

Eswatini	Female Condoms		Male Condoms		Personal Lubricants	
Fiscal Year	Qty (pcs)	Value (\$)	Qty (pcs)	Value (\$)	Qty (pcs)	Value (\$)
FY16	89,000	\$221,198	5,001,000	\$199,041	500,000	\$45,900
FY17	534,000	\$287,377	32,418,000	\$982,846	2,500,000	\$105,474
FY18	170,000	\$101,211	12,576,000	\$400,841		
FY19	246,000	\$151,744	13,434,000	\$379,449		
FY20	148,000	\$88,217	11,778,000	\$361,551	700,000	\$32,988

Eswatini	Female Condoms		Male Condoms		Personal Lubricants	
Fiscal Year	Qty (pcs)	Value (\$)	Qty (pcs)	Value (\$)	Qty (pcs)	Value (\$)
FY21	319,000	\$187,937	13,566,000	\$487,893	300,000	\$23,875
FY22	55,000	\$41,545	7,500,000	\$312,210	1,800,000	\$80,213
FY23			7,650,000	\$347,007	2,000,000	\$102,371
Total	1,561,000	\$1,079,230	103,923,000	\$3,470,837	7,800,000	\$390,821

Ethiopia	Female Condoms		Male Condoms		Personal Lubricants	
Fiscal Year	Qty (pcs)	Value (\$)	Qty (pcs)	Value (\$)	Qty (pcs)	Value (\$)
FY16			21,915,000	\$875,040	500,000	\$15,653
FY17	1,241,000	\$715,923	66,786,000	\$2,182,344		
FY18			24,670,320	\$698,083		
FY19			10,000,320	\$199,766		
FY20			15,585,000	\$607,575	300,000	\$26,845
FY21			19,800,000	\$729,943		
FY22			8,700,000	\$344,983		
FY23	32,000	\$31,653	8,280,000	\$328,912		
Total	1,273,000	\$747,576	175,736,640	\$5,966,646	800,000	\$42,498

Ghana	Female Condoms		Male Condoms		Personal Lubricants	
Fiscal Year	Qty (pcs)	Value (\$)	Qty (pcs)	Value (\$)	Qty (pcs)	Value (\$)
FY16						
FY17						
FY18			17,691,000	\$454,234		
FY19					296,000	\$21,935
FY20			4,638,000	\$370,568		
FY21			4,050,000	\$138,739	320,000	\$21,892
FY22			54,300,000	\$2,346,836		
FY23			12,003,000	\$733,303	300,000	\$34,879
Total			92,682,000	\$4,043,680	916,000	\$78,706

Guinea	Female Condoms		Male Condoms		Personal Lubricants	
Fiscal Year	Qty (pcs)	Value (\$)	Qty (pcs)	Value (\$)	Qty (pcs)	Value (\$)
FY16			4,998,000	\$169,776		
FY17						
FY18						
FY19						
FY20						

Guinea	Female Condoms		Male Condoms		Personal Lubricants	
Fiscal Year	Qty (pcs)	Value (\$)	Qty (pcs)	Value (\$)	Qty (pcs)	Value (\$)
FY21						
FY22						
FY23						
Total			4,998,000	\$169,776		

Haiti	Female Condoms		Male Condoms		Personal Lubricants	
Fiscal Year	Qty (pcs)	Value (\$)	Qty (pcs)	Value (\$)	Qty (pcs)	Value (\$)
FY16			28,503,000	\$941,569	1,375,000	\$93,368
FY17			39,003,000	\$1,284,350		
FY18			58,509,480	\$1,615,371		
FY19			63,180,000	\$1,789,376		
FY20						
FY21						
FY22			22,041,000	\$809,841		
FY23			15,426,000	\$728,509	250,000	\$32,421
Total			226,662,480	\$7,169,016	1,625,000	\$125,789

Honduras	Female Condoms		Male Condoms		Personal Lubricants	
Fiscal Year	Qty (pcs)	Value (\$)	Qty (pcs)	Value (\$)	Qty (pcs)	Value (\$)
FY16						
FY17			1,089,000	\$38,614		
FY18						
FY19						
FY20						
FY21						
FY22						
FY23						
Total			1,089,000	\$38,614		

Jamaica	Female Condoms		Male Condoms		Personal Lubricants	
Fiscal Year	Qty (pcs)	Value (\$)	Qty (pcs)	Value (\$)	Qty (pcs)	Value (\$)
FY16						
FY17			1,500,000	\$54,700		
FY18					1,454,000	\$104,338
FY19	100,000	\$58,104	5,001,000	\$139,448	2,000,000	\$62,314
FY20						

Jamaica	Female Condoms		Male Condoms		Personal Lubricants	
Fiscal Year	Qty (pcs)	Value (\$)	Qty (pcs)	Value (\$)	Qty (pcs)	Value (\$)
FY21						
FY22						
FY23						
Total	100,000	\$58,104	6,501,000	\$194,148	3,454,000	\$166,652

Kazakhstan	Female Condoms		Male Condoms		Personal Lubricants	
Fiscal Year	Qty (pcs)	Value (\$)	Qty (pcs)	Value (\$)	Qty (pcs)	Value (\$)
FY16						
FY17						
FY18						
FY19			99,000	\$6,123		
FY20						
FY21			75,000	\$9,249		
FY22						
FY23			102,000	\$21,277		
Total			276,000	\$36,649		

Kenya	Female Condoms		Male Condoms		Personal Lubricants	
Fiscal Year	Qty (pcs)	Value (\$)	Qty (pcs)	Value (\$)	Qty (pcs)	Value (\$)
FY16						
FY17	4,000	\$3,450	72,000	\$4,769		
FY18						
FY19						
FY20						
FY21						
FY22						
FY23						
Total	4,000	\$3,450	72,000	\$4,769		

Kyrgyz Republic	Female Condoms		Male Condoms		Personal Lubricants	
Fiscal Year	Qty (pcs)	Value (\$)	Qty (pcs)	Value (\$)	Qty (pcs)	Value (\$)
FY16						
FY17						
FY18						
FY19			198,000	\$11,359	50,000	\$5,800
FY20						

Kyrgyz Republic	Female Condoms		Male Condoms		Personal Lubricants	
Fiscal Year	Qty (pcs)	Value (\$)	Qty (pcs)	Value (\$)	Qty (pcs)	Value (\$)
FY21			90,000	\$11,128	36,000	\$6,962
FY22						
FY23						
Total			288,000	\$22,487	86,000	\$12,762

Laos	Female Condoms		Male Condoms		Personal Lubricants	
Fiscal Year	Qty (pcs)	Value (\$)	Qty (pcs)	Value (\$)	Qty (pcs)	Value (\$)
FY16						
FY17			801,000	\$36,737	600,000	\$23,300
FY18						
FY19						
FY20						
FY21						
FY22						
FY23						
Total			801,000	\$36,737	600,000	\$23,300

Lesotho	Female Condoms		Male Condoms		Personal Lubricants	
Fiscal Year	Qty (pcs)	Value (\$)	Qty (pcs)	Value (\$)	Qty (pcs)	Value (\$)
FY16			2,001,000	\$5,650		
FY17			14,001,000	\$390,272		
FY18						
FY19						
FY20			1,200,000	\$46,187		
FY21	200,040	\$139,270	5,007,000	\$191,990		
FY22			4,125,000	\$168,464		
FY23			3,282,000	\$181,116		
Total	200,040	\$139,270	29,616,000	\$983,679		

Liberia	Female Condoms		Male Condoms		Personal Lubricants	
Fiscal Year	Qty (pcs)	Value (\$)	Qty (pcs)	Value (\$)	Qty (pcs)	Value (\$)
FY16			2,004,000	\$71,254		
FY17			2,853,000	\$102,444		
FY18						
FY19			18,000,000	\$509,677		
FY20			15,345,000	\$510,428	1,000,000	\$36,712

Liberia	Female Condoms		Male Condoms		Personal Lubricants	
Fiscal Year	Qty (pcs)	Value (\$)	Qty (pcs)	Value (\$)	Qty (pcs)	Value (\$)
FY21						
FY22						
FY23			2,070,000	\$81,645		
Total			40,272,000	\$1,275,448	1,000,000	\$36,712

Madagascar	Female Condoms		Male Condoms		Personal Lubricants	
Fiscal Year	Qty (pcs)	Value (\$)	Qty (pcs)	Value (\$)	Qty (pcs)	Value (\$)
FY16						
FY17						
FY18			5,001,000	\$136,158		
FY19						
FY20			5,002,560	\$217,681		
FY21			2,306,880	\$96,472		
FY22			4,838,400	\$215,654		
FY23						
Total			17,148,840	\$665,965		

Malawi	Female Condoms		Male Condoms		Personal Lubricants	
Fiscal Year	Qty (pcs)	Value (\$)	Qty (pcs)	Value (\$)	Qty (pcs)	Value (\$)
FY16			15,000,000	\$486,897	1,320,000	\$78,920
FY17	500,000	\$258,270	8,160,000	\$261,568	2,000,000	\$96,092
FY18			32,001,600	\$791,939		
FY19	585,000	\$317,678	20,001,600	\$549,388	1,000,000	\$38,087
FY20	418,000	\$223,538	14,169,600	\$422,212	975,000	\$43,219
FY21	304,000	\$166,234	79,362,000	\$2,681,812	5,500,000	\$213,123
FY22	100,000	\$61,744	12,960,000	\$510,488	1,100,000	\$52,492
FY23	360,000	\$244,811	5,624,640	\$255,166	1,806,000	\$98,238
Total	2,267,000	\$1,272,276	187,279,440	\$5,959,469	13,701,000	\$620,170

Mali	Female Condoms		Male Condoms		Personal Lubricants	
Fiscal Year	Qty (pcs)	Value (\$)	Qty (pcs)	Value (\$)	Qty (pcs)	Value (\$)
FY16			11,076,000	\$370,230		
FY17	8,000	\$5,244	16,341,000	\$559,841		
FY18	132,000	\$87,742	7,392,000	\$249,477	5,862,000	\$175,348
FY19	50,000	\$37,840	23,022,000	\$853,990	3,850,000	\$126,040
FY20			11,118,000	\$382,176		

Mali	Female Condoms		Male Condoms		Personal Lubricants	
Fiscal Year	Qty (pcs)	Value (\$)	Qty (pcs)	Value (\$)	Qty (pcs)	Value (\$)
FY21	3,000	\$4,103	13,500,000	\$425,021		
FY22	7,000	\$8,889	9,489,000	\$399,469		
FY23	24,000	\$23,794	6,111,000	\$337,300	230,000	\$17,947
Total	224,000	\$167,613	98,049,000	\$3,577,504	9,942,000	\$319,335

Mauritania	Female Condoms		Male Condoms		Personal Lubricants	
Fiscal Year	Qty (pcs)	Value (\$)	Qty (pcs)	Value (\$)	Qty (pcs)	Value (\$)
FY16						
FY17						
FY18						
FY19	3,000	\$13,013	3,117,000	\$115,973		
FY20						
FY21						
FY22						
FY23						
Total	3,000	\$13,013	3,117,000	\$115,973		

Mozambique	Female Condoms		Male Condoms		Personal Lubricants	
Fiscal Year	Qty (pcs)	Value (\$)	Qty (pcs)	Value (\$)	Qty (pcs)	Value (\$)
FY16						
FY17	2,100,000	\$1,080,406	83,922,000	\$2,431,479	3,500,000	\$185,050
FY18	1,590,000	\$870,973	64,335,000	\$1,755,250		
FY19	4,059,000	\$2,207,700	76,725,000	\$2,315,053		
FY20	2,320,000	\$1,275,266	128,184,000	\$4,367,107	4,081,000	\$309,599
FY21	1,340,000	\$728,125	24,000,000	\$916,625		
FY22	300,000	\$169,355	17,622,000	\$703,382		
FY23	492,000	\$270,502	12,249,000	\$511,117		
Total	12,201,000	\$6,602,326	407,037,000	\$13,000,014	7,581,000	\$494,649

Myanmar	Female Condoms		Male Condoms		Personal Lubricants	
Fiscal Year	Qty (pcs)	Value (\$)	Qty (pcs)	Value (\$)	Qty (pcs)	Value (\$)
FY16						
FY17			15,600,000	\$482,983	4,000,000	\$158,255
FY18						
FY19	84,000	\$54,086	14,217,000	\$407,216	2,000,000	\$66,748
FY20						

Myanmar	Female Condoms		Male Condoms		Personal Lubricants	
Fiscal Year	Qty (pcs)	Value (\$)	Qty (pcs)	Value (\$)	Qty (pcs)	Value (\$)
FY21						
FY22						
FY23						
Total	84,000	\$54,086	29,817,000	\$890,198	6,000,000	\$225,003

Namibia	Female Condoms		Male Condoms		Personal Lubricants	
Fiscal Year	Qty (pcs)	Value (\$)	Qty (pcs)	Value (\$)	Qty (pcs)	Value (\$)
FY16						
FY17					600,000	\$31,227
FY18						
FY19			4,395,000	\$132,348	600,000	\$27,835
FY20						
FY21						
FY22			6,978,000	\$250,127	2,607,000	\$112,443
FY23			6,360,000	\$257,769	2,000,000	\$97,786
Total			17,733,000	\$640,243	5,807,000	\$269,292

Nepal	Female Condoms		Male Condoms		Personal Lubricants	
Fiscal Year	Qty (pcs)	Value (\$)	Qty (pcs)	Value (\$)	Qty (pcs)	Value (\$)
FY16			4,140,000	\$175,385		
FY17			16,701,000	\$583,233		
FY18			26,199,000	\$787,598	1,000,000	\$31,797
FY19						
FY20						
FY21						
FY22						
FY23						
Total			47,040,000	\$1,546,217	1,000,000	\$31,797

Nicaragua	Female Condoms		Male Condoms		Personal Lubricants	
Fiscal Year	Qty (pcs)	Value (\$)	Qty (pcs)	Value (\$)	Qty (pcs)	Value (\$)
FY16						
FY17			1,500,000	\$52,800		
FY18						
FY19						
FY20						

Nicaragua	Female Condoms		Male Condoms		Personal Lubricants	
Fiscal Year	Qty (pcs)	Value (\$)	Qty (pcs)	Value (\$)	Qty (pcs)	Value (\$)
FY21						
FY22						
FY23						
Total			1,500,000	\$52,800		

Niger	Female Condoms		Male Condoms		Personal Lubricants	
Fiscal Year	Qty (pcs)	Value (\$)	Qty (pcs)	Value (\$)	Qty (pcs)	Value (\$)
FY16						
FY17						
FY18						
FY19	12,000	\$12,800	186,000	\$14,983		
FY20						
FY21						
FY22	6,000	\$7,702				
FY23						
Total	18,000	\$20,503	186,000	\$14,983		

Nigeria	Female Condoms		Male Condoms		Personal Lubricants	
Fiscal Year	Qty (pcs)	Value (\$)	Qty (pcs)	Value (\$)	Qty (pcs)	Value (\$)
FY16						
FY17						
FY18						
FY19						
FY20						
FY21	1,240,000	\$690,781	15,690,000	\$677,623	6,864,000	\$313,680
FY22	500,000	\$285,395	19,038,000	\$799,777	5,264,000	\$229,868
FY23	400,000	\$233,173	12,168,000	\$615,782	1,624,000	\$73,793
Total	2,140,000	\$1,209,349	46,896,000	\$2,093,183	13,752,000	\$617,341

Papua New Guinea	Female Condoms		Male Condoms		Personal Lubricants	
Fiscal Year	Qty (pcs)	Value (\$)	Qty (pcs)	Value (\$)	Qty (pcs)	Value (\$)
FY16						
FY17	41,000	\$27,574	432,000	\$16,538	553,000	\$23,531
FY18						
FY19						
FY20						

Papua New Guinea	Female Condoms		Male Condoms		Personal Lubricants	
Fiscal Year	Qty (pcs)	Value (\$)	Qty (pcs)	Value (\$)	Qty (pcs)	Value (\$)
FY21						
FY22						
FY23						
Total	41,000	\$27,574	432,000	\$16,538	553,000	\$23,531

Paraguay	Female Condoms		Male Condoms		Personal Lubricants	
Fiscal Year	Qty (pcs)	Value (\$)	Qty (pcs)	Value (\$)	Qty (pcs)	Value (\$)
FY16						
FY17						
FY18			5,001,000	\$142,447		
FY19						
FY20						
FY21						
FY22						
FY23						
Total			5,001,000	\$142,447		

Peru	Female Condoms		Male Condoms		Personal Lubricants	
Fiscal Year	Qty (pcs)	Value (\$)	Qty (pcs)	Value (\$)	Qty (pcs)	Value (\$)
FY16						
FY17						
FY18						
FY19			204,000	\$18,354		
FY20						
FY21						
FY22						
FY23						
Total			204,000	\$18,354		

Rwanda	Female Condoms		Male Condoms		Personal Lubricants	
Fiscal Year	Qty (pcs)	Value (\$)	Qty (pcs)	Value (\$)	Qty (pcs)	Value (\$)
FY16			1,701,000	\$11,031		
FY17			15,783,000	\$426,273		
FY18			23,442,000	\$699,010		
FY19			28,467,000	\$868,383		

Rwanda	Female Condoms		Male Condoms		Personal Lubricants	
Fiscal Year	Qty (pcs)	Value (\$)	Qty (pcs)	Value (\$)	Qty (pcs)	Value (\$)
FY20			30,426,000	\$997,503		
FY21			22,074,000	\$726,560	141,000	\$17,989
FY22			17,322,000	\$662,638		
FY23			6,075,000	\$236,433	1,560,000	\$77,378
Total			145,290,000	\$4,627,831	1,701,000	\$95,368

Saint Kitts and Nevis	Female Condoms		Male Condoms		Personal Lubricants	
Fiscal Year	Qty (pcs)	Value (\$)	Qty (pcs)	Value (\$)	Qty (pcs)	Value (\$)
FY16						
FY17						
FY18			39,000	\$3,450		
FY19						
FY20						
FY21						
FY22						
FY23						
Total			39,000	\$3,450		

Saint Lucia	Female Condoms		Male Condoms		Personal Lubricants	
Fiscal Year	Qty (pcs)	Value (\$)	Qty (pcs)	Value (\$)	Qty (pcs)	Value (\$)
FY16						
FY17						
FY18			240,000	\$12,400		
FY19						
FY20						
FY21						
FY22						
FY23						
Total			240,000	\$12,400		

Saint Vincent and the Grenadines	Female Condoms		Male Condoms		Personal Lubricants	
Fiscal Year	Qty (pcs)	Value (\$)	Qty (pcs)	Value (\$)	Qty (pcs)	Value (\$)
FY16						
FY17						
FY18			72,000	\$4,969		
FY19						

Saint Vincent and the Grenadines	Female Condoms		Male Condoms		Personal Lubricants	
Fiscal Year	Qty (pcs)	Value (\$)	Qty (pcs)	Value (\$)	Qty (pcs)	Value (\$)
FY20						
FY21						
FY22						
FY23						
Total			72,000	\$4,969		

Senegal	Female Condoms		Male Condoms		Personal Lubricants	
Fiscal Year	Qty (pcs)	Value (\$)	Qty (pcs)	Value (\$)	Qty (pcs)	Value (\$)
FY16	138,000	\$89,779				
FY17	108,000	\$68,103	5,028,000	\$175,114		
FY18	59,000	\$36,317	11,538,000	\$410,813		
FY19	178,000	\$113,970	13,176,000	\$529,807		
FY20	50,000	\$33,166	4,734,000	\$143,363	400,000	\$22,421
FY21	122,000	\$84,102	15,102,000	\$566,987		
FY22	50,000	\$33,850	13,449,000	\$541,767		
FY23	201,000	\$142,207	12,132,000	\$516,242	500,000	\$32,011
Total	906,000	\$601,493	75,159,000	\$2,884,093	900,000	\$54,432

Sierra Leone	Female Condoms		Male Condoms		Personal Lubricants	
Fiscal Year	Qty (pcs)	Value (\$)	Qty (pcs)	Value (\$)	Qty (pcs)	Value (\$)
FY16						
FY17						
FY18						
FY19						
FY20						
FY21						
FY22			1,224,000	\$47,578	137,000	\$13,021
FY23			1,560,000	\$66,182	249,000	\$24,521
Total			2,784,000	\$113,759	386,000	\$37,542

South Africa	Female Condoms		Male Condoms		Personal Lubricants	
Fiscal Year	Qty (pcs)	Value (\$)	Qty (pcs)	Value (\$)	Qty (pcs)	Value (\$)
FY16						
FY17						
FY18	4,963,000	\$3,343,772				
FY19						
FY20						

South Africa	Female Condoms		Male Condoms		Personal Lubricants	
Fiscal Year	Qty (pcs)	Value (\$)	Qty (pcs)	Value (\$)	Qty (pcs)	Value (\$)
FY21						
FY22						
FY23						
Total	4,963,000	\$3,343,772				

Suriname	Female Condoms		Male Condoms		Personal Lubricants	
Fiscal Year	Qty (pcs)	Value (\$)	Qty (pcs)	Value (\$)	Qty (pcs)	Value (\$)
FY16						
FY17			1,269,000	\$48,081	1,500,000	\$58,880
FY18						
FY19						
FY20						
FY21						
FY22						
FY23						
Total			1,269,000	\$48,081	1,500,000	\$58,880

Tajikistan	Female Condoms		Male Condoms		Personal Lubricants	
Fiscal Year	Qty (pcs)	Value (\$)	Qty (pcs)	Value (\$)	Qty (pcs)	Value (\$)
FY16			501,000	\$24,025		
FY17						
FY18						
FY19			198,000	\$16,381		
FY20						
FY21						
FY22			75,000	\$9,546	20,000	\$5,406
FY23			72,000	\$13,990		
Total			846,000	\$63,942	20,000	\$5,406

Tanzania	Female Condoms		Male Condoms		Personal Lubricants	
Fiscal Year	Qty (pcs)	Value (\$)	Qty (pcs)	Value (\$)	Qty (pcs)	Value (\$)
FY16						
FY17						
FY18						
FY19			23,001,408	\$1,330,809		
FY20			33,706,368	\$2,296,295		

Tanzania	Female Condoms		Male Condoms		Personal Lubricants	
Fiscal Year	Qty (pcs)	Value (\$)	Qty (pcs)	Value (\$)	Qty (pcs)	Value (\$)
FY21			19,717,344	\$1,240,660		
FY22			8,683,200	\$509,654		
FY23			7,776,000	\$445,932		
Total			92,884,320	\$5,823,351		

Thailand	Female Condoms		Male Condoms		Personal Lubricants	
Fiscal Year	Qty (pcs)	Value (\$)	Qty (pcs)	Value (\$)	Qty (pcs)	Value (\$)
FY16						
FY17						
FY18			4,236,000	\$118,221	2,822,000	\$88,191
FY19						
FY20						
FY21						
FY22						
FY23						
Total			4,236,000	\$118,221	2,822,000	\$88,191

Togo	Female Condoms		Male Condoms		Personal Lubricants	
Fiscal Year	Qty (pcs)	Value (\$)	Qty (pcs)	Value (\$)	Qty (pcs)	Value (\$)
FY16			1,020,000	\$35,554		
FY17						
FY18						
FY19			9,936,000	\$396,221	456,000	\$44,338
FY20			17,427,000	\$750,023	200,000	\$20,549
FY21	53,000	\$39,008	15,321,000	\$595,743	2,789,000	\$93,754
FY22			3,732,000	\$142,697		
FY23			2,040,000	\$107,079	1,109,000	\$76,211
Total	53,000	\$39,008	49,476,000	\$2,027,317	4,554,000	\$234,853

Trinidad and Tobago	Female Condoms		Male Condoms		Personal Lubricants	
Fiscal Year	Qty (pcs)	Value (\$)	Qty (pcs)	Value (\$)	Qty (pcs)	Value (\$)
FY16						
FY17	10,000	\$6,742	432,000	\$21,600	800,000	\$69,728
FY18			2,001,000	\$61,181		
FY19						
FY20						

Trinidad and Tobago	Female Condoms		Male Condoms		Personal Lubricants	
Fiscal Year	Qty (pcs)	Value (\$)	Qty (pcs)	Value (\$)	Qty (pcs)	Value (\$)
FY21						
FY22						
FY23						
Total	10,000	\$6,742	2,433,000	\$82,781	800,000	\$69,728

Uganda	Female Condoms		Male Condoms		Personal Lubricants	
Fiscal Year	Qty (pcs)	Value (\$)	Qty (pcs)	Value (\$)	Qty (pcs)	Value (\$)
FY16						
FY17			13,710,000	\$463,245		
FY18			74,454,000	\$2,096,638		
FY19						
FY20			94,488,000	\$2,736,598	9,344,000	\$374,281
FY21			87,117,000	\$2,656,139	388,000	\$24,792
FY22	728,340	\$463,279	58,548,000	\$2,094,157		
FY23	221,920	\$151,466	35,400,000	\$1,339,190	798,000	\$43,347
Total	950,260	\$614,745	363,717,000	\$11,385,966	10,530,000	\$442,420

Ukraine	Female Condoms		Male Condoms		Personal Lubricants	
Fiscal Year	Qty (pcs)	Value (\$)	Qty (pcs)	Value (\$)	Qty (pcs)	Value (\$)
FY16						
FY17						
FY18			21,033,000	\$533,874	7,722,000	\$259,593
FY19			18,675,000	\$498,349	6,506,000	\$204,876
FY20						
FY21						
FY22			12,885,000	\$508,548	2,227,000	\$137,368
FY23			7,671,000	\$329,238	2,326,000	\$121,531
Total			60,264,000	\$1,870,010	18,781,000	\$723,368

Yemen	Female Condoms		Male Condoms		Personal Lubricants	
Fiscal Year	Qty (pcs)	Value (\$)	Qty (pcs)	Value (\$)	Qty (pcs)	Value (\$)
FY16						
FY17						
FY18	60,000	\$36,000	180,000	\$8,393		
FY19						
FY20						

Yemen	Female Condoms		Male Condoms		Personal Lubricants	
Fiscal Year	Qty (pcs)	Value (\$)	Qty (pcs)	Value (\$)	Qty (pcs)	Value (\$)
FY21						
FY22						
FY23						
Total	60,000	\$36,000	180,000	\$8,393		

Zambia	Female Condoms		Male Condoms		Personal Lubricants	
Fiscal Year	Qty (pcs)	Value (\$)	Qty (pcs)	Value (\$)	Qty (pcs)	Value (\$)
FY16						
FY17	310,000	\$165,015	40,811,160	\$1,193,273		
FY18			36,480,000	\$1,044,611		
FY19			39,005,280	\$1,328,565	500,000	\$29,033
FY20	395,000	\$218,588	66,060,720	\$2,256,583	500,000	\$30,815
FY21	466,000	\$276,761	44,652,000	\$1,664,917		
FY22	363,000	\$225,269	27,570,960	\$1,131,017	2,201,000	\$107,619
FY23			24,267,000	\$1,191,436	2,135,000	\$101,835
Total	1,534,000	\$885,633	278,847,120	\$9,810,402	5,336,000	\$269,302

Zimbabwe	Female Condoms		Male Condoms		Personal Lubricants	
Fiscal Year	Qty (pcs)	Value (\$)	Qty (pcs)	Value (\$)	Qty (pcs)	Value (\$)
FY16	3,094,550	\$1,247,705	85,464,000	\$1,595,873	500,000	\$21,565
FY17	3,777,000	\$1,956,109	73,377,000	\$1,965,080		
FY18	4,664,460	\$2,810,785	168,822,000	\$4,799,318	1,500,000	\$84,048
FY19	1,066,440	\$634,176	106,215,000	\$3,129,889		
FY20	3,684,000	\$2,306,514	66,600,000	\$2,174,775		
FY21	1,236,060	\$800,669	114,054,000	\$3,905,622	536,000	\$31,434
FY22			94,695,000	\$3,414,621	1,006,000	\$62,135
FY23			84,129,000	\$3,157,659	500,000	\$36,089
Total	17,522,510	\$9,755,958	793,356,000	\$24,142,836	4,042,000	\$235,271