




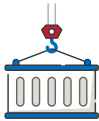







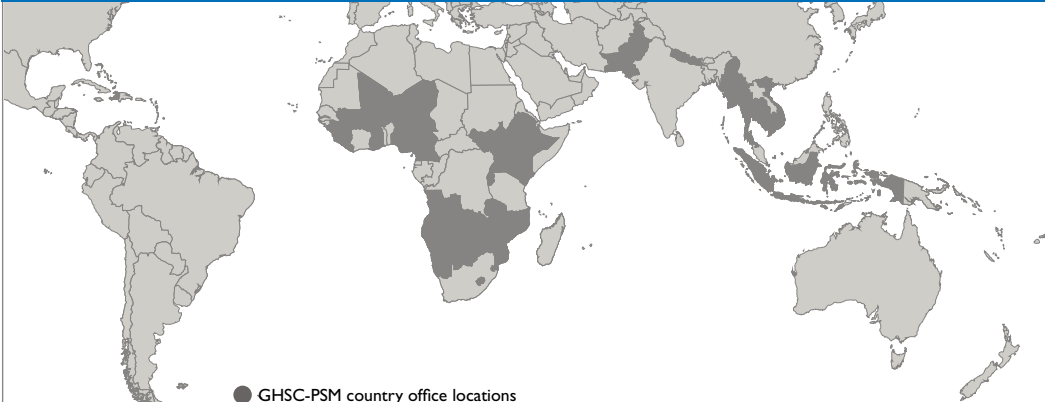
All figures are over the life of the project unless otherwise indicated as of June 30, 2024.

ON TARGET

			
<p>87% ON TIME DELIVERY as of June 30, 2024</p>	<p>\$170.2M DELIVERED as of June 30, 2024</p>	<p>\$5.5B of commodities DELIVERED</p>	<p>\$1.06B COST SAVINGS* on commodities and \$164.5M on logistics</p>

ON THE MOVE		LOCAL FOOTPRINT	
			<p>48 COUNTRIES received technical assistance</p>
<p>411 SUPPLIERS</p>	<p>4 INTERNATIONAL FREIGHT FORWARDERS</p>		
		<p>\$1.02B PROCURED through local channels</p>	<p>38.64% LINE ITEMS procured through local channels</p>
<p>106,946 SHIPPING LANES</p>	<p>5,652 ITEMS in the product catalog</p>		

GLOBAL REACH



33
**COUNTRY/REGIONAL
OFFICES**

3
**REGIONAL
DISTRIBUTION
CENTERS**

● GHSC-PSM country office locations

*Cost savings measured bi-annually. Indicator measured as of March 31, 2024.

All numbers are provisional until posted on the Development Experience Clearinghouse.